



# Laminate Flooring

## ENVIRONMENTAL PRODUCT DECLARATION

In accordance with ISO 14025 and EN 15804:2012+A2:2019

**S-P Code**

S-P-02222

**Publication Date**

10.02.2021

**Programme**

EPD Turkey

**Validity Date**

09.02.2026

**Version : V 1.1, Revised Date: 01.10.2022**



ENVIRONMENTAL PRODUCT DECLARATIONS







## Owner of the EPD

Kastamonu Entegre Agac Sanayi ve Ticaret A.S.

Head Office:

Altunizade, Kısıklı Cd. No:13  
34662 Uskudar/Istanbul, Turkey





# Program Information

Programme

EPD Turkey, managed and run by:

SÜRATAM – Turkish Centre for Sustainable Production  
Research & Design, [www.suratam.org](http://www.suratam.org)  
Nef 09 B Blok No:7/15 34415 Kağıthane/Istanbul, Turkey

[www.epdturkey.org](http://www.epdturkey.org)  
[info@epdturkey.org](mailto:info@epdturkey.org)

The International EPD® System

EPD International AB  
Box 210 60 SE-100 31  
Stockholm, Sweden

[www.environdec.com](http://www.environdec.com)  
[info@environdec.com](mailto:info@environdec.com)

Product Category Rules (PCR): 2019:14 Version 1.1, 2019-09-14, Construction Products and CPC 54 Construction Services, EN 15804:2012 + A2:2019 Sustainability of Construction Works, c-PCR-006 Wood and wood-based products for use in construction (EN 16485)

Independent third-party verification of the declaration and data, according to ISO 14025:2006:

EPD process certification       EPD verification

**Third party verifier:** Vladimír Kocí, PhD

**Approved by:** The International EPD® System

Procedure for follow-up of data during EPD validity involves third party verifier:

Yes       No

The EPD owner has the sole ownership, liability, and responsibility for the EPD. EPDs within the same product category but from different programmes may not be comparable. EPDs of construction products may not be comparable if they do not comply with EN 15804.



# About Company

Maintaining its uninterrupted production for half a century in the wood-based panel industry, Kastamonu Entegre is a global-scale company engaged in production in 6 countries, with investments in Romania, Bulgaria, Bosnia and Herzegovina, Russia, Italy and Turkey. In the USA, it has a company that carries out wood chip supply and logistics processes.

Kastamonu Entegre has become the world's sixth largest company in the wood-based panel industry with its overseas investments extending more than 20 years, and has been among the top four manufacturers in Europe. It is one of the four largest manufacturers in the world with each of its main product groups; namely MDF, chipboard, laminate flooring, and door skin. It undertakes 6% of the world laminate flooring production alone. Not only the Turkey's industry leader with its 30% market share, Kastamonu Entegre, at the same time is by far the leader of the industry with its imports each year to 100 countries in six continents extending from China to America and Australia to Canada.

With its turnover of 1.3 billion dollars and its strength, knowledge and experience in production, it provides employment to more than 6 thousand people in its domestic and foreign production facilities as well as its offices. In its production facilities with a total of 6 million m<sup>3</sup>/year wood-based panel production capacity, where it caters the requirements of furniture, decoration and construction industries with its MDF and particle board, laminate flooring, worktop and door skin products, it

produces a volume that contributes to the formation of living spaces of 4 500 homes every day. Proud bearer of "The Biggest Turkish Investor of Italy" title, Kastamonu Entegre also happens to be the largest MDF producer and exporter of Russia.

Responding to the demands of its customers, Kastamonu Entegre can produce FSC, CARB2 / EPA Certified products and at E1, E0.5 (1/2), E0, F4Start quality by obtaining wood raw materials from 100% sustainable and renewable sources. In addition, E1 quality production is carried out in all its facilities. "Floorpan" and "Artfloor" are the first Turkish laminate flooring brands that have "Blue Angel" certificate, which shows that environmentally friendly materials are used in production and that the products do not contain any hazardous substances for human health. Acting with the mission of preserving natural balance and contributing to the society, the company is one of the three companies that prepared the sustainability report in the industry. It carries out studies on product and process development, efficiency increase, efficient resource utilization and advanced material technologies in its R&D center in Istanbul, which it has set up to develop technologies of the future.

The company has certifications such as ISO 9001 Quality Management, ISO 45001 Occupational Health and Safety Management, ISO 14001 Environmental Management, ISO 50001 Energy Management, and also the Turquality Certificate. Production is made in conformity with the TSE and European Norms (EN).



**+6000**  
employees

**6**  
million m<sup>3</sup>/year  
production  
capacity

production  
in **6**  
countries

**1<sup>st</sup>**  
in Turkey

**4<sup>th</sup>**  
in Europe

**6<sup>th</sup>**  
in the world



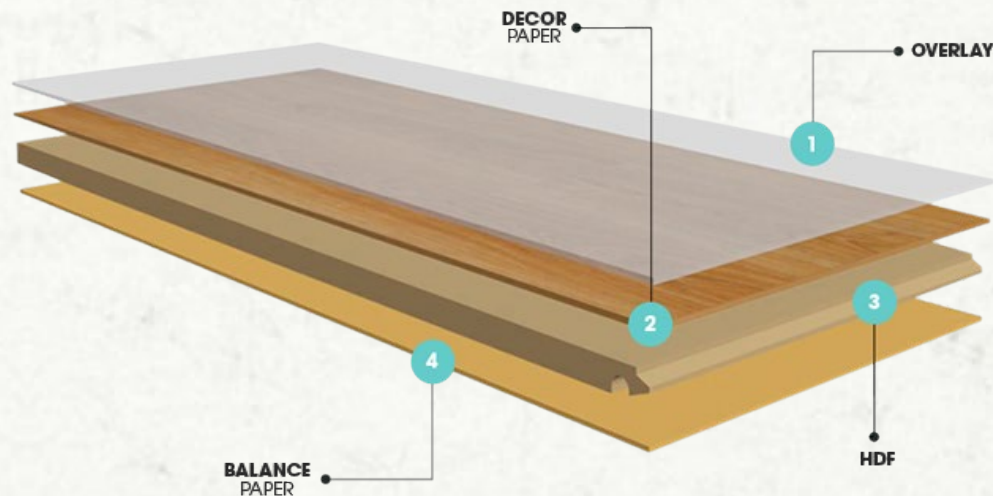


# About Products

ARTFLOOR and FLOORPAN are used for floor covering. The impregnation of the paper layers used in the production of laminate flooring is done by machines equipped with the latest technology. In the course of the impregnation process, the chemicals providing glossiness and resistance to erosion, scratching, UV rays exposure, humidity are administered to the paper layers.

**ARTFLOOR**  
'Laminate Flooring'

**FLOORPAN**  
'Laminate Flooring'



The average weights of Kastamonu Entegre ARTFLOOR and FLOORPAN are 6.8 kg/m<sup>2</sup> and 7.4 kg/m<sup>2</sup> respectively.

The UN CPC code of the product is 3143.

## Typical Material Composition, 1 m

Raw Material	Weight, %
Wood Chips	88-95
UMF Glue	7-10
Other Chemicals	0-1

Wood chips type can be varied and mainly sourced from pine, beech, and oak trees.



## Laminate Flooring Technical Specifications

Technical Data		Test Standard	Unit	8 MM - CLASS 32 - AC4
Thickness		EN 13329+A1	mm	8
Width		EN 13329+A1	mm	193
Length		EN 13329+A1	mm	1295
Surface		Timberland		
European Standard		EN13329	-	AC4
Package Details: Piece, m <sup>2</sup> , kg		8 piece / 1 package, 1.999 m <sup>2</sup> , 15 kg		
Pallet Details: Piece, m <sup>2</sup> , kg		60 package / 1 pallet, 119.94 m <sup>2</sup> , 900 kg		
Class		EN 13329+A1	-	32
Abrasion Resistance		EN 13329+A1	-	AC4
Thickness Swelling		ISO 24336	%	≤18
Resistance to Impact	Small Ball	EN 13329+A1	N	≥12
	Large Ball	EN 13329+A1	mm	≥750
Warranty Domestic/Commercial		-	years	15/10
Resistance to Staining		EN 438	-	Min. 5 (group 1 and 2) Min. 4 (group 3)
Surface Soundness		EN 13329+A1	N/mm <sup>2</sup>	≥1.25
Look Strength	Length	ISO 24334	kN/m	f <sub>l0.2</sub> ≥ 1
	Width		kN/m	f <sub>s0.2</sub> ≥ 2
Effect of castor chair <sup>a</sup>		EN 425:2002 <sup>b</sup>	25.000 Cycles	No damage <sup>a</sup>
Effect of a Furniture Leg		EN 424	-	No damage shall be visible when tested with foot type 0
Opening between elements. (0)		EN 13329+A1	mm	0 average ≤ 0.15 mm 0 max. ≤ 0.20 mm
Height difference between elements, (h)		EN 13329+A1	mm	h average ≤ 0.10 mm h max. ≤ 0.15 mm
Moisture Content		EN 322	%	4-10
Fire Resistance		EN 9239-1	Class	CflS1
Formaldehyde Emission		EN 12460-3	mg/m <sup>3</sup> h	≤3.5 (E1)



As Kastamonu Entegre, we adopt an ethical, transparent, equitable and accountable management approach in the awareness of our environmental, economic and social contributions and impacts.

We engage in activities that strengthen our corporate structure, and we take sustainable development-based growth as the basis, in line with our target of becoming a global brand.

In determining our strategies, we always consider the expectations and opinions of our stakeholders and create a strong bond by ensuring their satisfaction. We conduct practices with an employee-oriented perspective that takes into account their expectations and needs, thereby creating an efficient and peaceful working environment.

Besides ensuring the health and safety of all our employees, we also contribute to their training and development activities.

Pursuant to our responsible purchasing approach, we perform our raw material supply processes based on sustainable forest management. We support initiatives related to this model and contribute positively to their development.

Our innovation and R&D processes enable us to develop and manufacture products that create high quality, environmentally friendly and healthy living spaces using state-of-the-art technology.

We respect human rights and encourage equal opportunity.

We pay regard to energy and water efficiency; we implement renewable and innovative energy projects accordingly.

We contribute to the welfare of the local community by creating employment and economic value in our geographic locations.



# KASTAMONU ENTEGRE Sustainability Policy





# LCA Information

<b>Declared Unit</b>	1 m <sup>2</sup> of ARTFLOOR with an average weight 6.8 kg/m <sup>2</sup> and 1 m <sup>2</sup> of FLOORPAN with an average weight 7.4 kg/m <sup>2</sup>
<b>Time Representativeness</b>	2019
<b>Database(s) and LCA Software Used</b>	TLCID ver. 1.0 (Turkish Lifecycle Inventory Database), Ecoinvent 3.6, SimaPro 9.1

The inventory for the LCA study is based on the 2019 production figures for flooring products by Kastamonu Entegre production plants in Kastamonu, Gebze, Adana and Russia.

This EPD's system boundary is cradle to gate. The system boundary covers A1 - A3 product stages, C1 - C4 end of life and D stages.

Product Stage			Construction Process Stage		Use Stage							End of Life Stage				Benefits and Loads
Raw Material Supply	Transport	Manufacturing	Transport	Construction Installation	Use	Maintenance	Repair	Replacement	Refurbishment	Operational Energy Use	Operational Water Use	Deconstruction, demolition	Transport	Waste Processing	Disposal	Future reuse, recycling or energy recovery potentials
A1	A2	A3	A4	A5	B1	B2	B3	B4	B5	B6	B7	C1	C2	C3	C4	D
X	X	X	ND	ND	ND	ND	ND	ND	ND	ND	ND	X	X	X	X	X

X = Included in LCA, ND = Not Declared

# > System Boundary



## **A1: Raw Material Supply**

Kastamonu Entegre's productions start from wood. The company supplies its raw materials necessary from suitable forests. Raw material supply includes raw material extraction/preparation and pre-treatment processes before production.



## **A2: Transportation**

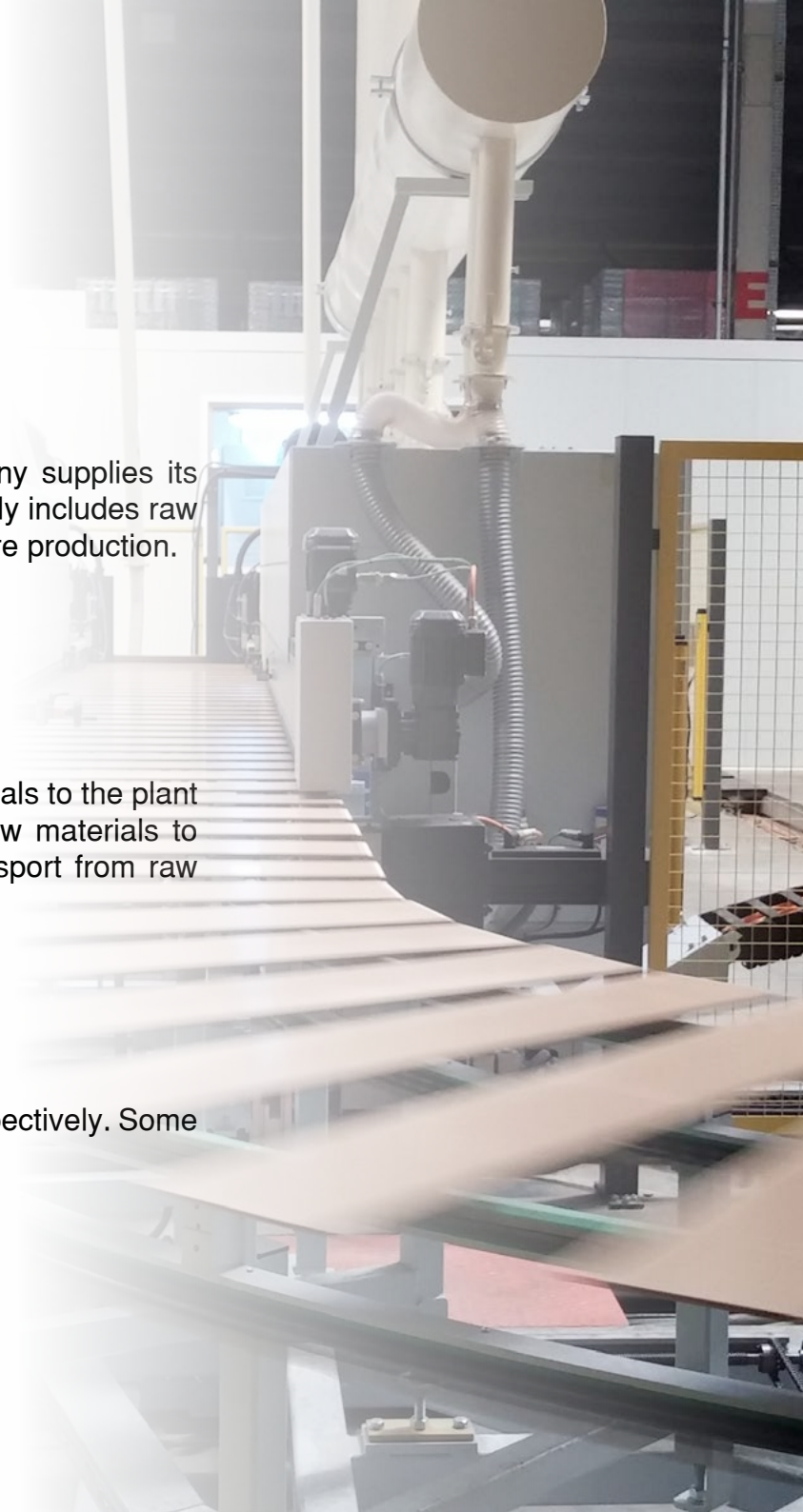
Transport is relevant for delivery of raw materials and other materials to the plant and the transport of materials within the plant. Transport of raw materials to production sites is taken as the weight average values for transport from raw materials supplier in 2019.



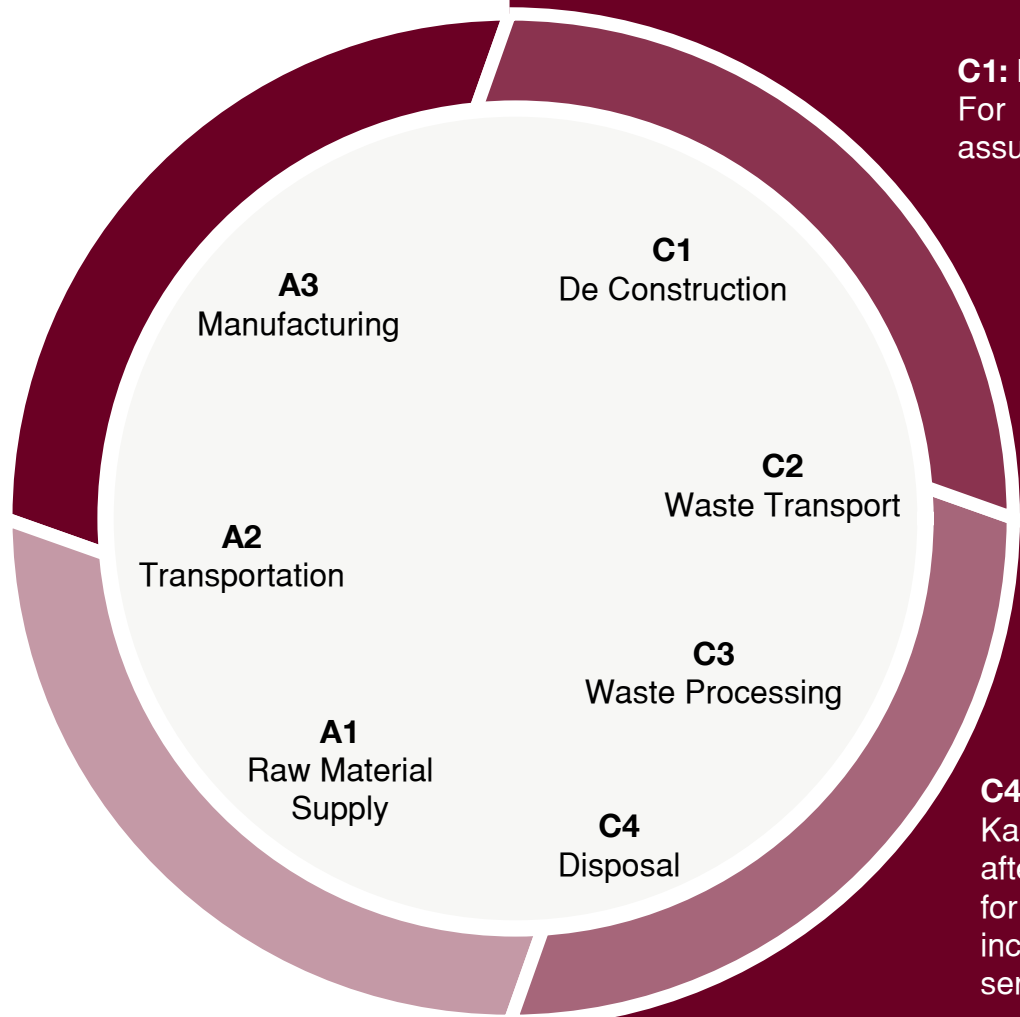
## **A3: Manufacturing**

Kastamonu Entegre's manufacturing flows are given as below respectively. Some process can be vary according to production plant.

- |                          |                        |
|--------------------------|------------------------|
| 1 - Debarking logs       | 7 - Pressing           |
| 2 - Chipping             | 8 - Cutting & trimming |
| 3 - Refining wood fibres | 9 - Cooling            |
| 4 - Gluing fibres        | 10 - Sanding           |
| 5 - Drying fibres        | 11 - Quality control   |
| 6 - Mat formation        | 12 - Storage           |







**C1: Deconstruction and Demolition**

For deconstruction stage, 0.323 MJ electricity use per kg of material was assumed (Gervasio et al., 2018)

**C2: Waste Transport**

A distance of 200 km is assumed for the transport of the deconstructed material to the disposal area.

**C3: Waste Processing**

If the wastes are going to landfill or incineration, there is no need for any waste process.

**C4: Disposal**

Kastamonu Entegre's products may dispose with any disposal scenario after construction and demolition as their final fate and modelled as such for this EPD. It is assumed that 75% of the wastes used as raw material for incineration plants due to their high calorific value and 25% of the wastes send to the landfill site.

**D Stage (Benefits and Load)**

For benefits and loads beyond, a calorific value of 18.6 MJ per kg of flooring products was assumed (Günther et al., 2012) to calculate the amount of avoided electricity production from heat. In this stage, the production efficiency of the plant which electricity generation from incineration is assumed as %20.



# More Information

## **Production Plants and Allocations**

Kastamonu Entegre has production facilities for wood-based products in Turkey, Italy, Russia, Romania, and Bulgaria. Raw material contents are modeled for each product and each factory. Water consumption, energy consumption and raw material transportation were weighted according to 2019 production figures.

In addition, hazardous and non-hazardous waste amounts were also allocated from the 2019 total waste generation.

## **Packaging**

Products by Kastamonu Entegre is delivered en users in film plastic packaging, corrugated board, or composite packaging. The packaging of the final product is included in the LCA.

## **Cut-Off Criteria**

%1 cut-off applied. Data for elementary flows to and from the product system contributing to a minimum of 99% of the declared environmental impacts have been included.

## **REACH**

The product contains formaldehyde which is a substance of very high concern (SVHC) and is subject to authorization under the REACH Regulation. For details, test results are provided in the additional information section and table of technical specifications.

## **LCA Modelling, Calculation and Data Quality**

The results of the LCA with the indicators as per EPD requirement are given in the LCA result tables. All energy calculations were obtained using Cumulative Energy Demand (LHV) methodology, while fresh water use is calculated with selected inventory flows in SimaPro according to the PCR.

There are no co-product allocations within the LCA study underlying this EPD.

The SimaPro 9.1 LCA software and the Ecoinvent 3.6 LCA database were used to calculate the environmental impacts. The regional energy datasets were used for all energy calculations.

Raw materials, energy and water consumption, waste and material and product transport data is collected from Kastamonu Entegre. All primary data collected from Kastamonu Entegre is for the period year of 2019.

## **Geographical Scope**

The geographical scope of this EPD is global. The assumptions of the end of life (C modules) and benefit (D module) stages can be referred to as the global.





# LCA Results



Environmental Impacts for 1 m<sup>2</sup> of ARTFLOOR

Impact Category	Unit	A1-A3	C1	C2	C3	C4	D
GWP - Fossil	kg CO <sub>2</sub> eq	3.91	0.359	0.124	0	0.059	-3.77
GWP - Biogenic	kg CO <sub>2</sub> eq	-11.7	0.003	0.0001	0	7.62	-0.017
GWP - Luluc	kg CO <sub>2</sub> eq	0.012	0.003	0.00004	0	0.00002	-0.008
GWP - Total	kg CO <sub>2</sub> eq	-7.77	0.366	0.124	0	7.68	-3.80
ODP	kg CFC-11 eq	616E-9	10.1E-9	29.1E-9	0	11.0E-9	-157E-9
AP	mol H+ eq	0.024	0.002	0.001	0	0.002	-0.019
EP - Freshwater	kg PO <sub>4</sub> eq	661E-6	379E-6	8.75E-6	0	34.7E-6	-1.86E-3
EP - Marine	kg N eq	4.75E-3	384E-6	158E-6	0	1.42E-3	-3.59E-3
EP - Terrestrial	mol N eq	72E-3	3.48E-3	1.73E-3	0	9.01E-3	-36.0E-3
POCP	kg NMVOC	0.016	0.001	0.001	0	0.002	-0.010
ADPE	kg Sb eq	18.8E-6	865E-9	2.11E-6	0	399E-9	-4.66E-6
ADPF	MJ	73.0	3.95	1.92	0	0.849	-48.9
WDP	m <sup>3</sup> depriv.	5.25	0.168	0.006	0	0.018	-0.593
PM	disease inc.	393E-9	10.1E-9	11.2E-9	0	15.5E-9	-138E-9
IR	kBq U-235 eq	0.183	0.005	0.010	0	0.005	-0.552
ETP - FW	CTUe	77.6	3.45	1.53	0	1.47	-66.3
HTTP - C	CTUh	34.7E-9	63.5E-12	37.7E-12	0	1.51E-9	-758E-12
HTTP - NC	CTUh	39.4E-9	3.06E-9	1.75E-9	0	5.14E-9	-32.0E-9
SQP	Pt	951	0.227	2.20	0	1.14	-7.66
Acronyms	GWP-total: Climate change, GWP-fossil: Climate change- fossil, GWP-biogenic: Climate change - biogenic, GWP-luluc: Climate change - land use and transformation, ODP: Ozone layer depletion, AP: Acidification terrestrial and freshwater, EP-freshwater: Eutrophication freshwater, EP-marine: Eutrophication marine, EP-terrestrial: Eutrophication terrestrial, POCP: Photochemical oxidation, ADPE: Abiotic depletion - elements, ADPF: Abiotic depletion - fossil resources, WDP: Water scarcity, PM: Respiratory inorganics - particulate matter, IR: Ionising radiation, ETP-FW: Ecotoxicity freshwater, HTP-c: Cancer human health effects, HTP-nc: Non-cancer human health effects, SQP: Land use related impacts, soil quality.						
Legend	A1: Raw Material Supply, A2: Transport, A3: Manufacturing, C1: De-Construction, C2: Waste Transport, C3: Waste Processing, C4: Disposal, D: Benefits and Loads Beyond the System Boundary.						
Biogenic Carbon Content		Unit			A1-A3		
Biogenic carbon content in product		kg C / m <sup>2</sup> product			3.19		
Note: 1 kg biogenic carbon is equivalent to 44/12 kg of CO <sub>2</sub> .							



Resource Use for 1 m <sup>2</sup> of ARTFLOOR							
Impact Category	Unit	A1-A3	C1	C2	C3	C4	D
PERE	MJ	151	0.94	0.024	0	0.036	-5.56
PERM	MJ	0	0	0	0	0	0
PERT	MJ	151	0.94	0.024	0	0.036	-5.56
PENRE	MJ	82.1	3.95	1.92	0	0.849	-48.9
PENRM	MJ	0	0	0	0	0	0
PENRT	MJ	82.1	3.95	1.92	0	1	-48.9
SM	kg	0	0	0	0	0	0
RSF	MJ	0	0	0	0	0	0
NRSF	MJ	0	0	0	0	0	0
FW	m <sup>3</sup>	0.026	0.002	0.0004	0	0.006	-0.016
Waste & Output Flows for 1 m <sup>2</sup> of ARTFLOOR							
Impact Category	Unit	A1-A3	C1	C2	C3	C4	D
HWD	kg	0.001	0	0	0	0	0
NHWD	kg	0.049	0	0	0	0	0
RWD	kg	0	0	0	0	0	0
CRU	kg	0	0	0	0	0	0
MFR	kg	0	0	0	0	0	0
MER	kg	0.833	0	0	5.10	0	0
EE (Electrical)	MJ	0	0	0	0	19.1	0
EE (Thermal)	MJ	0	0	0	0	0	0

PERE: Use of renewable primary energy excluding resources used as raw materials, PERM: Use of renewable primary energy resources used as raw materials, PERT: Total use of renewable primary energy, PENRE: Use of non-renewable primary energy excluding resources used as raw materials, PENRM: Use of non-renewable primary energy resources used as raw materials, PENRT: Total use of non-renewable primary energy, SM: Secondary material, RSF: Renewable secondary fuels, NRSF: Non-renewable secondary fuels, FW: Net use of fresh water, HWD: Hazardous waste disposed, NHWD: Non-hazardous waste disposed, RWD: Radioactive waste disposed, CRU: Components for reuse, MFR: Material for recycling, MER: Materials for energy recovery, EE (Electrical): Exported energy electrical, EE (Thermal): Exported energy, Thermal.

Environmental Impacts for 1 m <sup>2</sup> of FLOORPAN							
Impact Category	Unit	A1-A3	C1	C2	C3	C4	D
GWP - Fossil	kg CO <sub>2</sub> eq	4.16	0.391	0.134	0	0.064	-4.10
GWP - Biogenic	kg CO <sub>2</sub> eq	-12.7	0.004	0.0001	0	8.29	-0.019
GWP - Luluc	kg CO <sub>2</sub> eq	0.013	0.004	0.00004	0	0.00002	-0.008
GWP - Total	kg CO <sub>2</sub> eq	-8.49	0.398	0.135	0	8.36	-4.13
ODP	kg CFC-11 eq	657E-9	11.0E-9	31.6E-9	0	12.0E-9	-171E-9
AP	mol H+ eq	0.025	0.003	0.001	0	0.002	-0.021
EP - Freshwater	kg PO <sub>4</sub> eq	708E-6	413E-6	9.52E-6	0	37.7E-6	-2.03E-3
EP - Marine	kg N eq	5.04E-3	418E-6	172E-6	0	1.55E-3	-3.91E-3
EP - Terrestrial	mol N eq	77E-3	3.79E-3	1.88E-3	0	9.81E-3	-39.2E-3
POCP	kg NMVOC	0.017	0.001	0.001	0	0.003	-0.010
ADPE	kg Sb eq	19.8E-6	942E-9	2.29E-6	0	434E-9	-5.07E-6
ADPF	MJ	77.8	4.30	2.09	0	0.924	-53.2
WDP	m <sup>3</sup> depriv.	5.63	0.183	0.007	0	0.020	-0.645
PM	disease inc.	418E-9	11.0E-9	12.2E-9	0	16.8E-9	-150E-9
IR	kBq U-235 eq	0.193	0.006	0.011	0	0.005	-0.601
ETP - FW	CTUe	80.3	3.76	1.67	0	1.59	-72.1
HTTP - C	CTUh	37.7E-9	69.1E-12	41.1E-12	0	1.65E-9	-825E-12
HTTP - NC	CTUh	41.5E-9	3.33E-9	1.90E-9	0	5.60E-9	-34.8E-9
SQP	Pt	1023	0,248	2,40	0	1,24	-8,33
Acronyms	GWP-total: Climate change, GWP-fossil: Climate change- fossil, GWP-biogenic: Climate change - biogenic, GWP-luluc: Climate change - land use and transformation, ODP: Ozone layer depletion, AP: Acidification terrestrial and freshwater, EP-freshwater: Eutrophication freshwater, EP-marine: Eutrophication marine, EP-terrestrial: Eutrophication terrestrial, POCP: Photochemical oxidation, ADPE: Abiotic depletion - elements, ADPF: Abiotic depletion - fossil resources, WDP: Water scarcity, PM: Respiratory inorganics - particulate matter, IR: Ionising radiation, ETP-FW: Ecotoxicity freshwater, HTP-c: Cancer human health effects, HTP-nc: Non-cancer human health effects, SQP: Land use related impacts, soil quality.						
Legend	A1: Raw Material Supply, A2: Transport, A3: Manufacturing, C1: De-Construction, C2: Waste Transport, C3: Waste Processing, C4: Disposal, D: Benefits and Loads Beyond the System Boundary.						
Biogenic Carbon Content		Unit			A1-A3		
Biogenic carbon content in product		kg C / m <sup>3</sup> product			3.45		
Note: 1 kg biogenic carbon is equivalent to 44/12 kg of CO <sub>2</sub> .							



Resource Use for 1 m <sup>2</sup> of FLOORPAN							
Impact Category	Unit	A1-A3	C1	C2	C3	C4	D
PERE	MJ	163	1.03	0.026	0	0.039	-6.06
PERM	MJ	0	0	0	0	0	0
PERT	MJ	163	1.03	0.026	0	0.039	-6.06
PENRE	MJ	86.6	4.30	2.09	0	0.924	-53.2
PENRM	MJ	0	0	0	0	0	0
PENRT	MJ	86.6	4.30	2.09	0	1	-53.2
SM	kg	0	0	0	0	0	0
RSF	MJ	0	0	0	0	0	0
NRSF	MJ	0	0	0	0	0	0
FW	m <sup>3</sup>	0.026	0.002	0.0004	0	0.006	-0.017
Waste & Output Flows for 1 m <sup>2</sup> of FLOORPAN							
Impact Category	Unit	A1-A3	C1	C2	C3	C4	D
HWD	kg	0.001	0	0	0	0	0
NHWD	kg	0.052	0	0	0	0	0
RWD	kg	0	0	0	0	0	0
CRU	kg	0	0	0	0	0	0
MFR	kg	0	0	0	0	0	0
MER	kg	0.874	0	0	5.55	0	0
EE (Electrical)	MJ	0	0	0	0	20.8	0
EE (Thermal)	MJ	0	0	0	0	0	0

PERE: Use of renewable primary energy excluding resources used as raw materials, PERM: Use of renewable primary energy resources used as raw materials, PERT: Total use of renewable primary energy, PENRE: Use of non-renewable primary energy excluding resources used as raw materials, PENRM: Use of non-renewable primary energy resources used as raw materials, PENRT: Total use of non-renewable primary energy, SM: Secondary material, RSF: Renewable secondary fuels, NRSF: Non-renewable secondary fuels, FW: Net use of fresh water, HWD: Hazardous waste disposed, NHWD: Non-hazardous waste disposed, RWD: Radioactive waste disposed, CRU: Components for reuse, MFR: Material for recycling, MER: Materials for energy recovery, EE (Electrical): Exported energy electrical, EE (Thermal): Exported energy, Thermal.



# Additional Informations

For more information about Kastamonu Entegre and its products



*Scan or Click!*

With all technical details and 3D images, Kastamonu Entegre products are available on your mobile phone or tablet. Download IDS 3D (Interior Design Studio 3D) application and experience reality.



## VOC Emissions

**Testing Laboratory:** RISE Research Institutes of Sweden AB

**Test Reference:** For updated test reference ID, it is recommended to contact the relevant sales executive.

Emission measurements according to SS-EN ISO 16000-9:2006 (Indoor air – Part 9: Determination of the emission of volatile organic compounds from building products and furnishing – Emission test chamber method) after 28 days regarding volatile organic compounds (VOC and TVOC/SVOC), carcinogenic substances (VOC-substances, EU Regulation No 1272/2008 Annex VI, cat 1A and 1B) formaldehyde and acetaldehyde (ISO 16000-3:2011). Evaluation according to EN 16516:2017 (EU-LCI values).

**Version History : V1.1 - 01.10.2022 - Company logo and Eco Platform logo updated.**





KEAS



# References

/GPI/ General Programme Instructions of the International EPD® System. Version 3.0

/ISO 9001/ Quality management systems – Requirements

/ISO 14001/ Environment Management System- Requirements

/EN 15804:2012+A2:2019/ Sustainability of construction works - Environmental Product Declarations — Core rules for the product category of construction products

/ISO 14020:2000/ Environmental labels and declarations — General principles

/ISO 14025/ ISO 14025:2006 Preview Environmental labels and declarations -- Type III environmental declarations -- Principles and procedures

/ISO 14040-44/ ISO 14040:2006-10, Environmental management - Life cycle assessment -Principles and framework (ISO 14040:2006) and Requirements and guidelines (ISO 14044:2006)

/ISO 45001/ Occupational Health & Safety Management System Certification - Requirements

/ Gervasio et al., 2018 /Model for Life Cycle Assessment of buildings LCA, JRC Technical Reports, 2018.

/ Günther et al. ,2012 /Calorific value of selected wood species and wood products, Springer.

/PCR for Construction Products and CPC 54 Construction Services/ Prepared by IVL Swedish Environmental Research Institute, Swedish Environmental Protection Agency,

SP Trä, Swedish Wood Preservation Institute, Swedisol, SCDA, Svenskt Limträ AB, SSAB, The International EPD System, 2019:14 Version 2.0, DATE 2019-12-20

/Ecoinvent/ Ecoinvent Centre, [www.ecoinvent.org](http://www.ecoinvent.org)

/SimaPro/ SimaPro LCA Package, Pré Consultants, the Netherlands, [www.pre-sustainability.com](http://www.pre-sustainability.com)





# Contact Informations

Programme	Programme Operator	Owner of The Declaration
<p>EPD registered through fully aligned regional programme:</p> <p>EPD Turkey: <a href="http://www.epdturkey.org">www.epdturkey.org</a></p>  <p>ENVIRONMENTAL PRODUCT DECLARATIONS</p>	<p>EPD Turkey: SÜRATAM – Turkish Centre for Sustainable Production Research &amp; Design</p> <p>Nef 09 B Blok No:7/15, 34415 Kağıthane / Istanbul, TURKEY</p> <p><a href="http://www.epdturkey.org">www.epdturkey.org</a> <a href="mailto:info@epdturkey.org">info@epdturkey.org</a></p>	<p>Kastamonu Entegre Agac Sanayi ve Ticaret A.S.</p> <p>Altunizade Mh. Kısıklı Cd.No:13 34662 Uskudar/Istanbul, Turkey</p> 

The International EPD® System  
[www.environdec.com](http://www.environdec.com)




ENVIRONMENTAL PRODUCT DECLARATIONS

EPD International AB  
Box 210 60  
SE-100 31 Stockholm, Sweden

[www.environdec.com](http://www.environdec.com)  
[info@environdec.com](mailto:info@environdec.com)

Contact: Cemalettin İlhan  
Quality Manager  
Phone: +90 216 554 30 00

[www.keas.com.tr](http://www.keas.com.tr)  
[info@keas.com.tr](mailto:info@keas.com.tr)

LCA Practitioner
 <p><a href="http://www.metsims.com">www.metsims.com</a> <a href="mailto:info@metsims.com">info@metsims.com</a></p> <p>Turkey: Lalegül Sok. No:7/18 Kağıthane 34415 4. Levent – Istanbul, Turkey +90 212 281 13 33</p> <p>United Kingdom: 4 Clear Water Place Oxford OX2 7NL, UK 0 800 722 0185</p>

3rd Party Verifier
 <p>LCA Studio Sárecká 5,16000 Prague 6 - Czech Republic</p> <p>Vladimír Kocí, PhD <a href="http://www.lcastudio.cz">www.lcastudio.cz</a></p>



Kastamonu Entegre Agac Sanayi ve Ticaret A.S.

 [www.keas.com.tr](http://www.keas.com.tr)

 [KastamonuEntegre.A.S](https://www.facebook.com/KastamonuEntegre.A.S)

 [KeasKurumsal](https://twitter.com/KeasKurumsal)

 [KastamonuEntegre A.S.](https://www.linkedin.com/company/KastamonuEntegre.A.S)

 [kastamonuentegre](https://www.instagram.com/kastamonuentegre)