



VISIONARY
Nature
Harmony
Ecological
INNOVATIVE
Aesthetic
RESPONSIVE



INSPIRING

SUSTAINABLE

BEYOND
MATERIAL

Smart design

TIMELESS

Wood's evolution

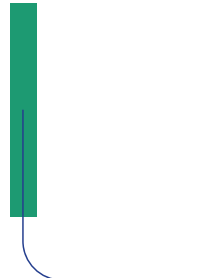
Hall **01.2**
Stand: **A-028**





A Testament to Wood's Evolution

As producers of industrial wood panels, we transform raw timber into the architecture of tomorrow. Our craft balances technical precision with environmental reverence, breathing new life into spaces while honoring the natural origins of our materials.



SURFACE *new additions*

ART

A form of self-expression that reveals itself in every moment and every aspect of life... Art... inspired by nature's palette, depths of our emotions, and limitless power of our imagination. Buoyed by artistic inspiration, we blended nature's colors with the limitless power of our imagination. We have transformed each line into distinct patterns that capture the essence of artistic expression.

We brought together **Monet's** mastery of color with **Gaudi's** unique ability to mimic nature. We blended **Klimt's** mystical ornaments with the rich color palette of **Rubens'** dynamic compositions. We combined **Matisse's** expression of deep human emotions through simple forms, **Rembrandt's** portrayal of the human soul's complexity, and **Miró's** approach of liberating imagination with abstract shapes and vivid colors.


SURFACE *new additions*



Perfect Harmony: Art surfaces with the register feature beautifully rendered textures, providing a rich visual and tactile experience. This feature ensures the surface is precisely aligned with the decorative paper. The resulting 3D texture captivates the eye and entices the touch, creating a depth of sensation.

Double-Sided Use: Art surfaces with dual-sided designs unleash boundless creativity and versatility in architectural endeavors. Designers can choose from Art surface patterns for their projects and creatively enhance the ambiance of the space.

SURFACE *new additions*



ART (PS76)


A form of self-expression that reveals
itself in every moment and every aspect of life...



REGISTER SURFACE



DOUBLE SIDED USE




FLOW (PS77)

Nature is in continuous flux...
Water... Wind... Time...



DOUBLE SIDED USE




MAGMA (PS60)

The power of nature...
A symbol of transformation...



DOUBLE SIDED USE

SURFACE *new additions*




LEATHER (PS72)

Durable, elegant, impressive.
Elegance meets nature and design...



DOUBLE SIDED USE




STUCCO (PS73)

The power of nature... The marks of time...
The sturdiness of stone...



DOUBLE SIDED USE



CHARM (PS27)

Attractive with its texture,
elegant with its details...



REGISTER SURFACE



DOUBLE SIDED USE

VISION *new decors*

Our new decors will breathe fresh life into your living spaces, with stories that will touch your soul...

Drawing from nature's palette and the richness of art, our new decors transform any living space into more than just a setting—they craft a unique and memorable experience.



A656 Monet



A657 Gaudi




A658 Klimt




A659 Miro



A660 Rubens




A661 Matisse



A662 Rembrandt



F358 Herat



F360 Agra



F361 Hotan




F359 Kasgar



D264 Bony



D265 Browni



A664 Luka



A860 Korona Oak




A665 Modern Pine

EOGLOSS *new decors*


EOGLOSS panels are made by applying PVC/PET foils, available in over a hundred glossy and matte decor options, to high-quality MDF surfaces. You can create unique, modern, and beautiful living spaces with the Evogloss panel options.




P400 Lined Oak



P401 Iconic Teak




P402 Trend Eucalyptus




P277 Satin Groove




P278 Smoky Groove



P279 White Groove




P280 Light Lava



P281 Dark Lava



P117 Winter Gray



P118 Rain Gray



P017 S. Touch Leadene Beige



P016 S. Touch Meadow Green



P015 S. Touch Copper Leaf



P014 S. Touch Star Blue




P119 Dark Shadow

FLOORPAN / ARTFLOOR

STREET *new*

The **STREET series**, with its **249 mm** width, is the widest among **8 mm** laminate flooring collections. It offers greater design freedom, allowing architects and master craftspeople to create more original and creative decorations.

Our **249 mm** wide laminate flooring gives rooms a modern and spacious feel. The new STREET series combines elegance and functionality, and is designed to complement any interior design.



FST001 Viamonte (DYN)




FST002 Capel (DYN)




FST003 Lombard (DYN)



FST004 Larambla (DYN)



FST005 Vilakazi (DYN)




FST006 Stradun (DYN)



AST001 İstiklal (DYN)



AST002 Ginza (DYN)



AST003 Granvia (DYN)



AST004 Baker (DYN)



AST005 Wale (DYN)



AST006 Wallstreet (DYN)



FLOORPAN / ARTFLOOR

ORION *new*

The **Orion Bronze+ (8 mm)**, **Orion Gold (10 mm)** and **Orion Sapphire (12 mm)** series maintain their original performance for years to come, thanks to our exceptionally durable **Match** surface with the register feature.

The **Match** surface of the Orion series features the register functionality. This feature ensures the surface is precisely aligned with the decorative paper. The resulting 3D texture captivates the eye and entices the touch, creating a depth of sensation. These surfaces, particularly on laminate flooring, help achieve a natural look and add aesthetic richness.



FO001 Stellar (MCH)




FO002 Comet (MCH)




FO003 / AO008 Pulsar (MCH)




FO004 Flare (MCH)



FO005 / AO007 Rigel (MCH)




FO006 Polaris (MCH)



FO007 Glint (MCH)*




FO008 Blaze (MCH)*



AO003 Beam (MCH)



AO004 Spark (MCH)



AO005 Glow (MCH)



AO006 Shimmer (MCH)



Our products are manufactured in compliance with the NALFA Surface Swell Test and ISO 4760 standards.

*FO007 / FO008 Floorpan is included in our export series.





1A



PureBoard is a product developed using bio-based glue as an example of Kastamonu Entegre's ecodesign approach. It aims to minimize environmental impacts by offering an alternative to fossil-based chemicals, and also stands out as a 100% recyclable product. In addition, PureBoard not only creates healthy living spaces with its non-added formaldehyde (NAF) structure, but also supports environmental sustainability by reducing its carbon footprint.



CoffeeBoard is an upcycling project born from the idea of Kastamonu Entegre R&D Team to utilize the waste coffee pulp in their offices. The project was expanded and important steps were taken towards commercialization when the company collaborated with an initiative that collects coffee waste within the framework of the ecosystem that supports young start-ups. By upcycling coffee waste into an innovative material, CoffeeBoard not only supports environmental sustainability but also adds social value to the circular economy.





Although the woody part of the hemp plant is generally known as a waste material, it comes to life again as a raw material in HempBoard production with Kastamonu Entegre. With this approach, the wastes of hemp, which can be harvested several times a year and is a one-year plant, are utilized to benefit the protection of natural resources.



The Kastamonu Entegre plant in Italy uses both industrial and post-consumer waste to manufacture 100-percent recycled products. In 2025, leveraging the experience gained in Italy, Kastamonu Entegre will switch to a recycling-based manufacturing model that uses wood waste along with other waste materials in two of its plants in Türkiye.

2




D143 Anthracite
VISION
Surface: FLOW




D143 Anthracite
VISION
Surface: CHR



D143 Anthracite
VISION
Surface: MGM



D143 Anthracite
VISION
Surface: LTR



D143 Anthracite
VISION
Surface: STCO



D143 Anthracite
VISION
Surface: GRV



A656 Monet
VISION
Surface: ART



A657 Gaudi
VISION
Surface: ART




A658 Klimt
VISION
Surface: ART




A659 Miro
VISION
Surface: ART



A660 Rubens
VISION
Surface: ART




A661 Matisse
VISION
Surface: ART




A662 Rembrandt
VISION
Surface: ART




D265 Browni
VISION
Surface: CHR




D265 Browni
VISION
Surface: FLOW



D265 Browni
VISION
Surface: LTR



A662 Rembrandt
VISION
Surface: ART



F358 Herat
VISION
Surface: KMS



P265 Brush Bronze
EVOGLOSS



AO004 Spark
ARTFLOOR
Surface: MCH



A659 Miro
VISION
Surface: ART



D260 Cinnamon
VISION
Surface: PNT



F093 Marmura Iguazu
TECHNOTOP
Surface: STN




EVS017 Espresso
EVOSOFT



FST005 Vilakazi
FLOORPAN
Surface: DYN

6




A664 Luka
VISION
Surface: VNR



D257 Cactus
VISION
Surface: FLOW



D257 Cactus
VISION
Surface: CHR



D257 Cactus
VISION
Surface: LTR



D257 Cactus
VISION
Surface: MGM



D257 Cactus
VISION
Surface: PNT



AO007 Rigel
ARTFLOOR
Surface: MCH



A661 Matisse
VISION
Surface: ART



D230 Pacific Blue
VISION
Surface: FLOW



D230 Pacific Blue
MATTPLUS



D216 Latte
VISION
Surface: FLOW



D216 Latte
MATTPLUS



D258 Egean Blue
VISION
Surface: FLOW



D258 Egean Blue
VISION
Surface: PNT




FST002 Capel
FLOORPAN
Surface: DYN



EVOGLOSS
EVOSOFT
GLOSSMAX PRO
GLOSSMAX
MATTPPLUS



A656 Monet
VISION
Surface: ART



D264 Bony
VISION
Surface: LTR



D265 Browni
VISION
Surface: PNT



F363 Jasper
GLOSSMAX



P117 Winter Gray
EVOGLOSS




P017 S. Touch Leaden Beige
EVOGLOSS



P014 S. Touch Star Blue
EVOGLOSS




P015 S. Touch Copper Leaf
EVOGLOSS



FT015 Hanoi
FLOORPAN
Surface: STN



D261 Sepia
VISION
Surface: PNT



D261 Sepia
VISION
Surface: FLOW




F361 Hotan
VISION
Surface: KMS



A660 Rubens
VISION
Surface: ART




AO005 Glow
ARTFLOOR
Surface: MCH



NEW

P118 Rain Gray
EVOGLOSS




NEW

F360 Agra
VISION
Surface: KMS



NEW

A658 Klimt
VISION
Surface: ART



NEW

F338 Orient
GLOSSMAX



NEW


FO004 Flare
FLOORPAN
Surface: MCH




D243 Costa
VISION
Surface: MGM



A657 Gaudi
VISION
Surface: ART



P279 White Groove
EVOGLOSS



P277 Satin Groove
EVOGLOSS



P278 Smoky Groove
EVOGLOSS



FO001 Stellar
FLOORPAN
Surface: MCH



WPD001 Biscuit
WALL PROFILE



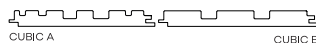
WPD002 Misty Cream
WALL PROFILE



EVS003 Amethyst Grey
EVOSOFT



FT006 Jasper
FLOORPAN
Surface: STN



CUBIC A and CUBIC B models are seamlessly integrated, offering diverse design options side by side within the same space.

13B

WAVE



WPA002 Amber Oak
WALL PROFILE



EVS010 Aquamarine
EVOSOFT



FT016 Crater
FLOORPAN
Surface: STN



WAVE A and WAVE B models are seamlessly integrated, offering diverse design options side by side within the same space.




WPD004 Misty Green
WALL PROFILE



WPD005 Moss Jade
WALL PROFILE



EVS011 Cloud Jade
EVOSOFT



FT016 Crater
FLOORPAN
Surface: STN



TRIAN A and TRIAN B models are seamlessly integrated, offering diverse design options side by side within the same space.

13D


NORM



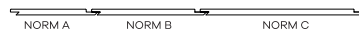
WPD006 Dark Basalt
WALL PROFILE



EVS002 Basalt Grey
EVOSOFT



FT015 Hanoi
FLOORPAN
Surface: STN



NORM A, NORM B and NORM C
models are seamlessly integrated,
offering diverse design options side
by side within the same space.

NORM A - NORM C
WPD004 Misty Green







FO001 Stellar (MCH)




FO002 Comet (MCH)



FO004 Flare (MCH)



FO006 Polaris (MCH)



FO007 Glint (MCH)



FO008 Blaze (MCH)



AO003 Beam (MCH)



AO004 Spark (MCH)



AO005 Glow (MCH)



AO006 Shimmer (MCH)



AO007 Rigel (MCH)



AO008 Pulsar (MCH)



FST001 Viamonte (DYN)



FST002 Capel (DYN)



FST003 Lombard (DYN)



FST004 Larambla (DYN)



FST005 Vilakazi (DYN)




FST006 Stradun (DYN)




AST001 İstiklal (DYN)



AST002 Ginza (DYN)



AST003 Granvia (DYN)



AST004 Baker (DYN)



AST005 Wale (DYN)



AST006 Wallstreet (DYN)

F359 Kasgar
Surface: KMS

A656 Monet
Surface: ART



REGISTER SURFACE



DOUBLE SIDED USE




| A662 Rembrandt
• Surface: ART



REGISTER SURFACE



DOUBLE SIDED USE



| F358 Herat
• Surface: KMS



A658 Klimt
Surface: ART




REGISTER SURFACE



DOUBLE SIDED USE

F361 Hotan
Surface: KMS







bridging **nature and life**

www.kastamonuentegre.com