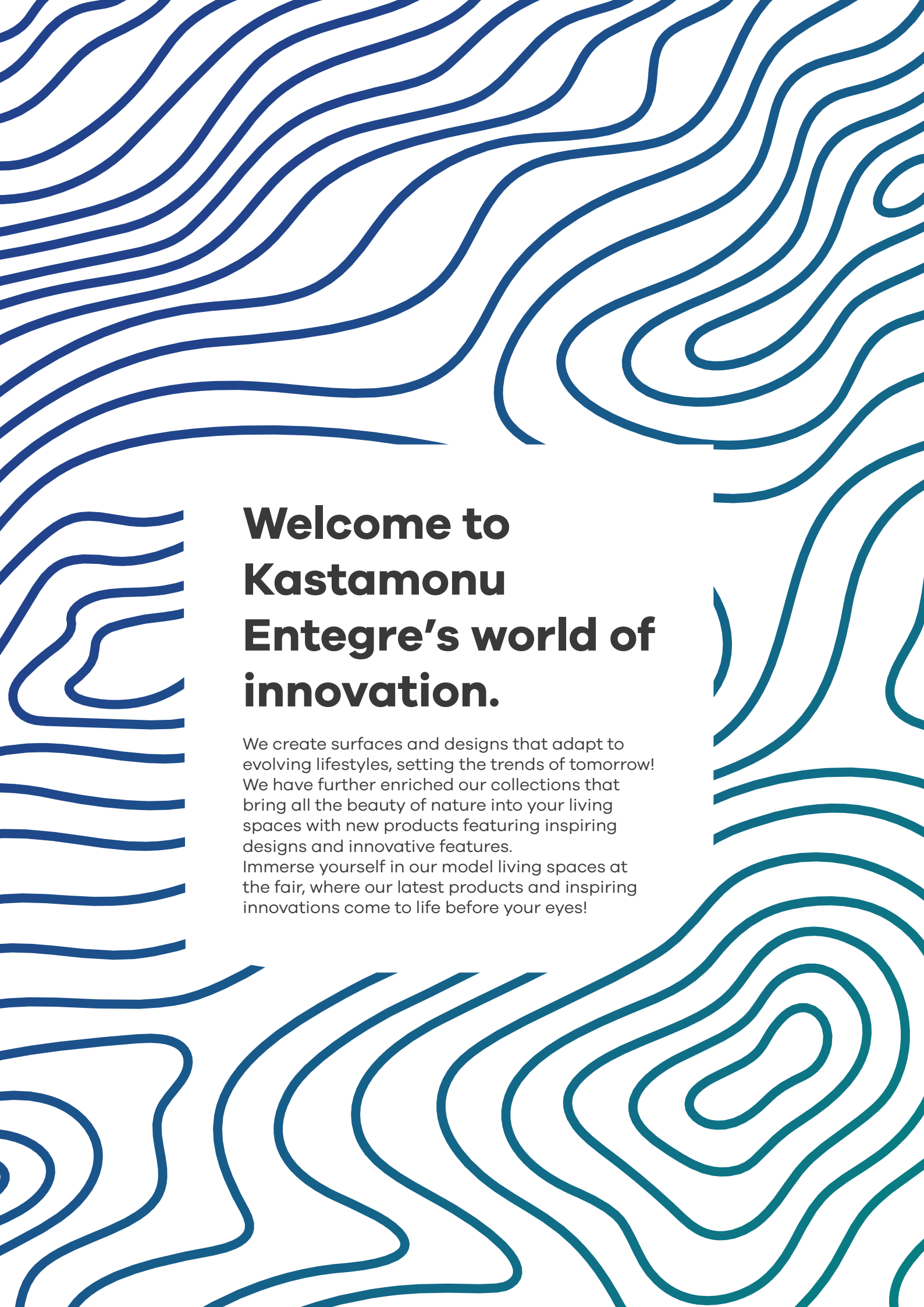




**Be inspired by
Kastamonu's new
decor collection**

The background of the entire page is a pattern of thick, dark blue wavy lines that flow across the frame in various directions, creating a sense of movement and organic form. The lines vary in thickness and curvature, some forming tight loops while others are more linear.

Welcome to Kastamonu Entegre's world of innovation.

We create surfaces and designs that adapt to evolving lifestyles, setting the trends of tomorrow! We have further enriched our collections that bring all the beauty of nature into your living spaces with new products featuring inspiring designs and innovative features. Immerse yourself in our model living spaces at the fair, where our latest products and inspiring innovations come to life before your eyes!

Wood Uni Fantasy



Novelties Vision2-39
Wood..... 3-26
Uni..... 27-30
Fantasy31-36
MFC Structures..... 37-39





MFC Decor Collection

VISION

2025-2026



Novelties - Wood Decors



A445 - MERCURY



A600 - ARTISAN OAK



Follow us on:



A445 - MERCURY

Category: Wood / Exotic
Structure: PS60

Material Type:

MFC

Standard dimensions: 2800 × 2070 mm
Thickness: 8 - 38 mm

EDGEBAND

Standard dimensions: 23 / 42 × 0,8 mm

HPL

Standard dimensions: 3050 × 1300 mm
Thickness: 0,8 mm



A600 - ARTISAN OAK

Category: Wood / Oak
Structure: PS37

Material Type:

MFC

Standard dimensions: 2800 × 2070 mm
Thickness: 8 - 38 mm

EDGEBAND

Standard dimensions: 23 / 42 × 0,8 mm

HPL

Standard dimensions: 3050 × 1300 mm
Thickness: 0,8 mm

Available also as Worktop and Splashback panel



Follow us on:





A667 - MONTELLO CHESTNUT



A668 - FRESNO OAK



Follow us on:



A667 - MONTELLO CHESTNUT

Category: Wood / Chestnut
Structure: PS70

Material Type:

MFC

Standard dimensions: 2800 × 2070 mm
Thickness: 8 - 38 mm

EDGEBAND

Standard dimensions: 23 / 42 × 0,8 mm

HPL

Standard dimensions: 3050 × 1300 mm
Thickness: 0,8 mm

Available also as Worktop and Splashback panel



A668 - FRESNO OAK

Category: Wood / Oak
Structure: PS37

Material Type:

MFC

Standard dimensions: 2800 × 2070 mm
Thickness: 8 - 38 mm

EDGEBAND

Standard dimensions: 23 / 42 × 0,8 mm

HPL

Standard dimensions: 3050 × 1300 mm
Thickness: 0,8 mm



Follow us on:





A669 - TRAMONTI WALNUT



A671 - HARRINGTON OAK



Follow us on:



A669 - TRAMONTI WALNUT

Category: Wood / Walnut

Structure: PS37

Material Type:

MFC

Standard dimensions: 2800 × 2070 mm

Thickness: 8 - 38 mm

EDGEBAND

Standard dimensions: 23 / 42 × 0,8 mm

HPL

Standard dimensions: 3050 × 1300 mm

Thickness: 0,8 mm



A671 - HARRINGTON OAK

Category: Wood / Oak

Structure: PS37

Material Type:

MFC

Standard dimensions: 2800 × 2070 mm

Thickness: 8 - 38 mm

EDGEBAND

Standard dimensions: 23 / 42 × 0,8 mm

HPL

Standard dimensions: 3050 × 1300 mm

Thickness: 0,8 mm



Follow us on:





A672 - RIGA OAK



A673 - KYOTO ELM



Follow us on:



A672 - RIGA OAK

Category: Wood / Oak

Structure: PS70

Material Type:

MFC

Standard dimensions: 2800 × 2070 mm

Thickness: 8 - 38 mm

EDGEBAND

Standard dimensions: 23 / 42 × 0,8 mm

HPL

Standard dimensions: 3050 × 1300 mm

Thickness: 0,8 mm



A673 - KYOTO ELM

Category: Wood / Elm

Structure: PS70

Material Type:

MFC

Standard dimensions: 2800 × 2070 mm

Thickness: 8 - 38 mm

EDGEBAND

Standard dimensions: 23 / 42 × 0,8 mm

HPL

Standard dimensions: 3050 × 1300 mm

Thickness: 0,8 mm



Follow us on:





A674 - MAJESTIC OAK



A675 - HAMPTON OAK



Follow us on:



A674 - MAJESTIC OAK

Category: Wood / Elm
Structure: PS37

Material Type:

MFC

Standard dimensions: 2800 × 2070 mm
Thickness: 8 - 38 mm

EDGE BAND

Standard dimensions: 23 / 42 × 0,8 mm

HPL

Standard dimensions: 3050 × 1300 mm
Thickness: 0,8 mm



A675 - HAMPTON OAK

Category: Wood / Oak
Structure: PS37

Material Type:

MFC

Standard dimensions: 2800 × 2070 mm
Thickness: 8 - 38 mm

EDGE BAND

Standard dimensions: 23 / 42 × 0,8 mm

HPL

Standard dimensions: 3050 × 1300 mm
Thickness: 0,8 mm



Follow us on:





A676 - BRISTOL OAK



A677 - MALMO OAK



Follow us on:



A676 - BRISTOL OAK

Category: Wood / Oak

Structure: PS70

Material Type:

MFC

Standard dimensions: 2800 × 2070 mm

Thickness: 8 - 38 mm

EDGE BAND

Standard dimensions: 23 / 42 × 0,8 mm

HPL

Standard dimensions: 3050 × 1300 mm

Thickness: 0,8 mm



A677 - MALMO OAK

Category: Wood / Oak

Structure: PS37

Material Type:

MFC

Standard dimensions: 2800 × 2070 mm

Thickness: 8 - 38 mm

EDGE BAND

Standard dimensions: 23 / 42 × 0,8 mm

HPL

Standard dimensions: 3050 × 1300 mm

Thickness: 0,8 mm



Follow us on:





A678 - DARK MALMO OAK



A679 - PORTOFINO OAK



Follow us on:



A678 - DARK MALMO OAK

Category: Wood / Oak

Structure: PS37

Material Type:

MFC

Standard dimensions: 2800 × 2070 mm

Thickness: 8 - 38 mm

EDGE BAND

Standard dimensions: 23 / 42 × 0,8 mm

HPL

Standard dimensions: 3050 × 1300 mm

Thickness: 0,8 mm



A679 - PORTOFINO OAK

Category: Wood / Oak

Structure: PS70

Material Type:

MFC

Standard dimensions: 2800 × 2070 mm

Thickness: 8 - 38 mm

EDGE BAND

Standard dimensions: 23 / 42 × 0,8 mm

HPL

Standard dimensions: 3050 × 1300 mm

Thickness: 0,8 mm



Follow us on:





A680 - ALTURA WALNUT



A681 - LINEA



Follow us on:



A680 - ALTURA WALNUT

Category: Wood / Walnut

Structure: PS37

Material Type:

MFC

Standard dimensions: 2800 × 2070 mm

Thickness: 8 - 38 mm

EDGE BAND

Standard dimensions: 23 / 42 × 0,8 mm

HPL

Standard dimensions: 3050 × 1300 mm

Thickness: 0,8 mm



A681 - LINEA

Category: Wood / Oak

Structure: PS19

Material Type:

MFC

Standard dimensions: 2800 × 2070 mm

Thickness: 8 - 38 mm

EDGE BAND

Standard dimensions: 23 / 42 × 0,8 mm

HPL

Standard dimensions: 3050 × 1300 mm

Thickness: 0,8 mm



Follow us on:





A683 - ALPINA OAK



A684 - LAGOA OAK



Follow us on:



A683 - ALPINA OAK

Category: Wood / Oak

Structure: PS70

Material Type:

MFC

Standard dimensions: 2800 × 2070 mm

Thickness: 8 - 38 mm

EDGE BAND

Standard dimensions: 23 / 42 × 0,8 mm

HPL

Standard dimensions: 3050 × 1300 mm

Thickness: 0,8 mm



A684 - LAGOA OAK

Category: Wood / Oak

Structure: PS70

Material Type:

MFC

Standard dimensions: 2800 × 2070 mm

Thickness: 8 - 38 mm

EDGE BAND

Standard dimensions: 23 / 42 × 0,8 mm

HPL

Standard dimensions: 3050 × 1300 mm

Thickness: 0,8 mm



Follow us on:





A685 - MARIENBURG OAK



A686 - YOSHINO CHERRY



Follow us on:



A685 - MARIENBURG OAK

Category: Wood / Oak

Structure: PS37

Material Type:

MFC

Standard dimensions: 2800 × 2070 mm

Thickness: 8 - 38 mm

EDGEBAND

Standard dimensions: 23 / 42 × 0,8 mm

HPL

Standard dimensions: 3050 × 1300 mm

Thickness: 0,8 mm



A686 - YOSHINO CHERRY

Category: Cherry

Structure: PS60

Material Type:

MFC

Standard dimensions: 2800 × 2070 mm

Thickness: 8 - 38 mm

EDGEBAND

Standard dimensions: 23 / 42 × 0,8 mm

HPL

Standard dimensions: 3050 × 1300 mm

Thickness: 0,8 mm



Follow us on:





A903 - PEREIRA MAPLE



A921 - GONZAGA OAK



Follow us on:



A903 - PEREIRA MAPLE

Category: Wood / Maple

Structure: PS60

Material Type:

MFC

Standard dimensions: 2800 × 2070 mm

Thickness: 8 - 38 mm

EDGE BAND

Standard dimensions: 23 / 42 × 0,8 mm

HPL

Standard dimensions: 3050 × 1300 mm

Thickness: 0,8 mm



A921 - GONZAGA OAK

Category: Wood / Oak

Structure: PS70

Material Type:

MFC

Standard dimensions: 2800 × 2070 mm

Thickness: 8 - 38 mm

EDGE BAND

Standard dimensions: 23 / 42 × 0,8 mm

HPL

Standard dimensions: 3050 × 1300 mm

Thickness: 0,8 mm



Follow us on:





A929 - ARTISAN STRIPED

A929 - ARTISAN STRIPED

Category: Wood / Oak
Structure: PS37

Material Type:

MFC

Standard dimensions: 2800 × 2070 mm
Thickness: 8 - 38 mm

EDGE BAND

Standard dimensions: 23 / 42 × 0,8 mm

HPL

Standard dimensions: 3050 × 1300 mm
Thickness: 0,8 mm



Follow us on:





**Novelties -
Uni Decors**



D216 - LATTE
Structure - **PS30**
RAL code: **1015**



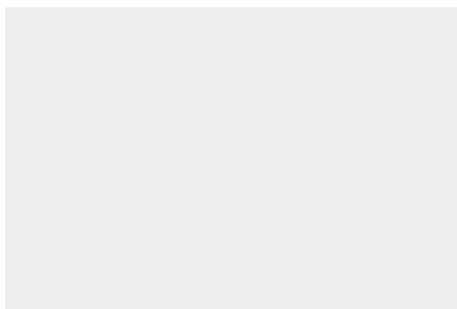
D218 - KASMIR
Structure - **PS30/PS77**
RAL code: **9010**



D230 - PACIFIC BLUE
Structure - **PS30/PS77**
RAL code: **7031**



D232 - JUPITER
Structure - **PS30/PS71**
RAL code: **7047**



D239 - PURE WHITE
Structure - **PS30/PS77**
RAL code: **9016**




D240 - GRAFIT GREY
Structure - **PS30**
RAL code: **7005**



Follow us on:






D244 - TERRACOTTA
Structure - **PS30/PS77**
RAL code: **3012**



D246 - SAFARI
Structure - **PS30/PS71**
RAL code: **1014**



D253 - TAUPE
Structure - **PS30/PS71**
RAL code: **1019**



D255 - PELS0 GRAY
Structure - **PS30/PS77**
RAL code: **9003**



D259 - ASH GREEN
Structure - **PS30/PS71**
RAL code: **6019**



D273 - MUSTARD
Structure - **PS30/PS71**
RAL code: **1012**



Follow us on:





Follow us on:



A modern interior scene featuring a white cabinet with a marble pattern and a framed artwork on a dark wall. The cabinet has two doors with vertical handles and two open shelves below. To the left, a framed artwork with a grid pattern is mounted on the wall. In the foreground, a large, textured, dark-colored vase is visible.

**Novelties -
Fantasy Decors**



F089 - PALAZZO



F107 - GRAFFITI



Follow us on:



F089 - PALAZZO

Category: Fantasy / Marble
Structure: PS30

Material Type:

MFC

Standard dimensions: 2800 × 2070 mm
Thickness: 8 - 38 mm


EDGEBAND

Standard dimensions: 23 / 42 × 0,8 mm

HPL

Standard dimensions: 3050 × 1300 mm
Thickness: 0,8 mm

Available also as Worktop and Splashback panel



F107 - GRAFFITI

Category: Fantasy / Concrete
Structure: PS30/PS42

Material Type:

MFC

Standard dimensions: 2800 × 2070 mm
Thickness: 8 - 38 mm

EDGEBAND

Standard dimensions: 23 / 42 × 0,8 mm

HPL

Standard dimensions: 3050 × 1300 mm
Thickness: 0,8 mm



Follow us on:





F310 - CALACATTA MARBLE



F320 - GRAY FABRIC



Follow us on:



F310 - CALACATTA MARBLE

Category: Fantasy / Marble

Structure: PS30

Material Type:

MFC

Standard dimensions: 2800 × 2070 mm

Thickness: 8 - 38 mm

EDGE BAND

Standard dimensions: 23 / 42 × 0,8 mm

HPL

Standard dimensions: 3050 × 1300 mm

Thickness: 0,8 mm



F320 - GRAY FABRIC

Category: Fantasy / Textile

Structure: PS30/PS71

Material Type:

MFC

Standard dimensions: 2800 × 2070 mm

Thickness: 8 - 38 mm

EDGE BAND

Standard dimensions: 23 / 42 × 0,8 mm

HPL

Standard dimensions: 3050 × 1300 mm

Thickness: 0,8 mm



Follow us on:





F331 - BRONZE CLOUD

F331 - BRONZE CLOUD

Category: Fantasy / Metal

Structure: PS30/PS71

Material Type:

MFC

Standard dimensions: 2800 × 2070 mm

Thickness: 8 - 38 mm

EDGE BAND

Standard dimensions: 23 / 42 × 0,8 mm

HPL


Standard dimensions: 3050 × 1300 mm

Thickness: 0,8 mm



Follow us on:





MFC Structures



PS37 - VENEER
NEW



PS70 - DAFNE
NEW



PS71 - LEATHER
NEW



PS77 - FLOW
NEW

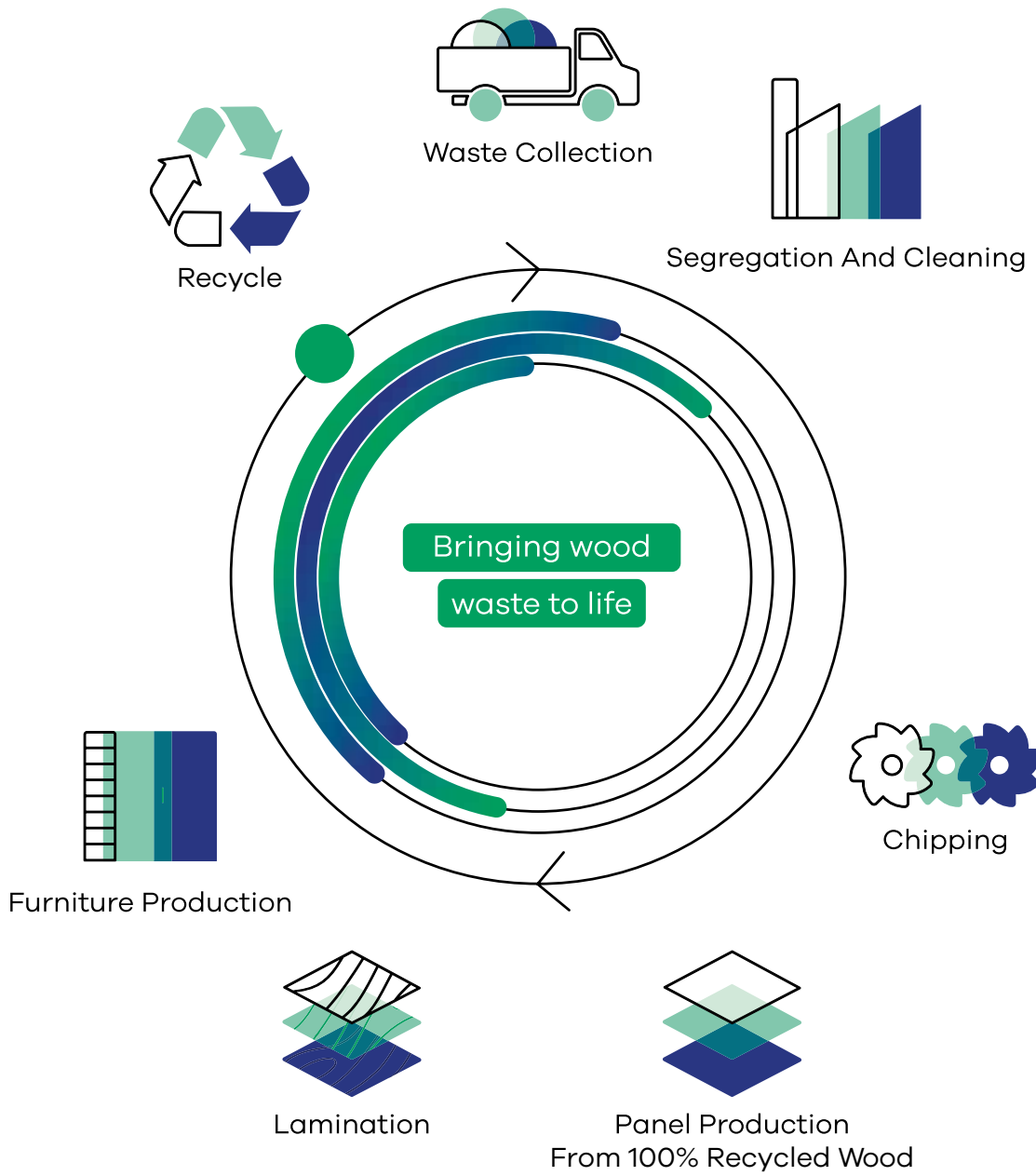


Follow us on:





vision





KASTAMONU

bridging **nature and life**

www.kastamonuentegre.com