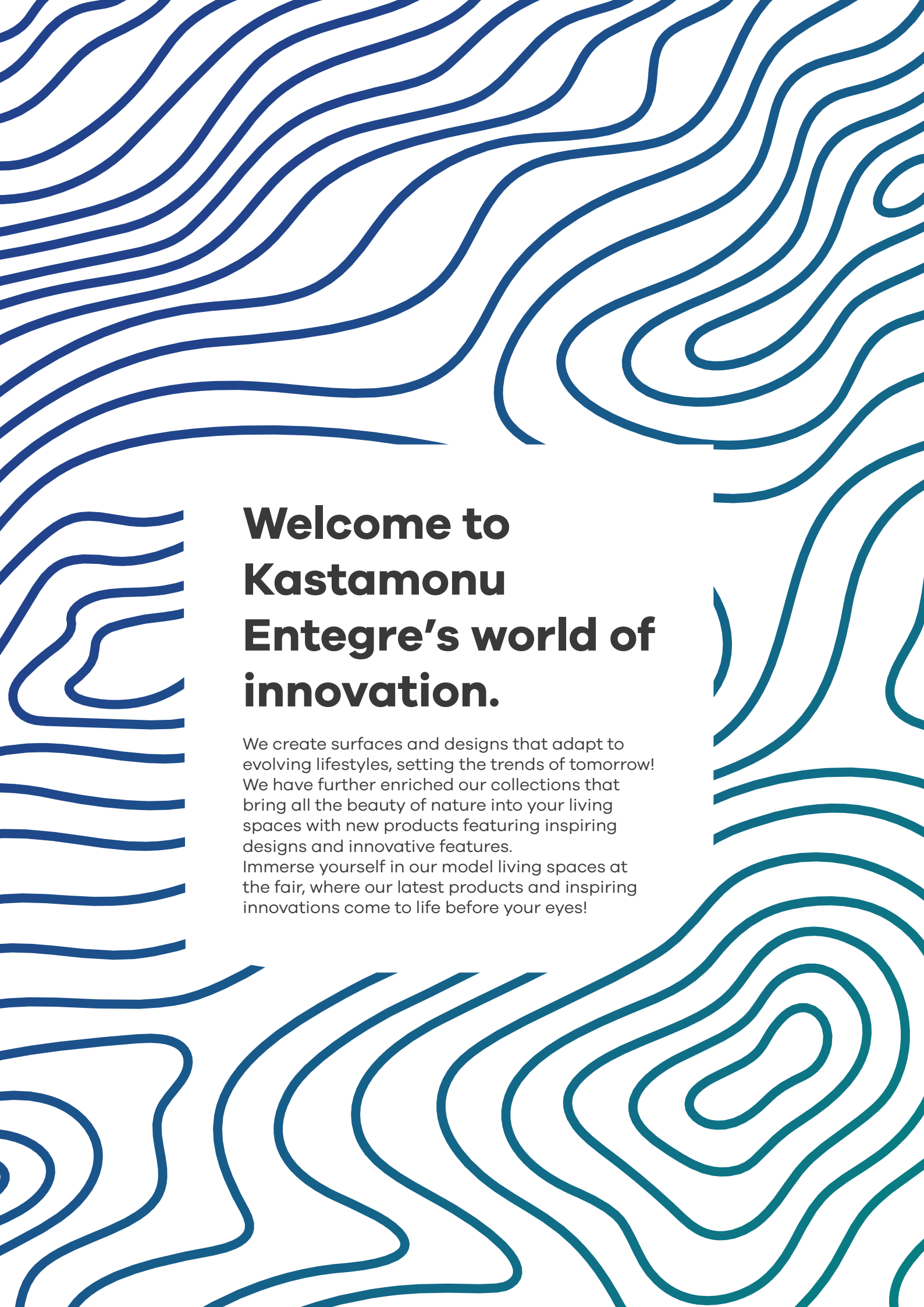




**Be inspired by
Kastamonu's new
decor collection**

The background of the entire page is a pattern of thick, dark blue wavy lines that flow across the frame in various directions, creating a sense of movement and organic form. The lines vary in thickness and curvature, some forming tight loops while others are more linear.

Welcome to Kastamonu Entegre's world of innovation.

We create surfaces and designs that adapt to evolving lifestyles, setting the trends of tomorrow! We have further enriched our collections that bring all the beauty of nature into your living spaces with new products featuring inspiring designs and innovative features. Immerse yourself in our model living spaces at the fair, where our latest products and inspiring innovations come to life before your eyes!

Wood Uni Fantasy



1. Novelties Vision2-39

- Wood..... 3-26
- Uni..... 27-30
- Fantasy31-36
- MFC Structures..... 37-39

2. Novelties Technotop 40-64

- Wood..... 41-44
- Uni..... 45-46
- Fantasy 47-62
- Worktop Structures 63-64





MFC Decor Collection

VISION

2025-2026



Novelties - Wood Decors



A445 - MERCURY



A600 - ARTISAN OAK



Follow us on:



A445 - MERCURY

Category: Wood / Exotic
Structure: PS60

Material Type:

MFC

Standard dimensions: 2800 × 2070 mm
Thickness: 8 - 38 mm

EDGEBAND

Standard dimensions: 23 / 42 × 0,8 mm

HPL

Standard dimensions: 3050 × 1300 mm
Thickness: 0,8 mm



A600 - ARTISAN OAK

Category: Wood / Oak
Structure: PS37

Material Type:

MFC

Standard dimensions: 2800 × 2070 mm
Thickness: 8 - 38 mm

EDGEBAND

Standard dimensions: 23 / 42 × 0,8 mm

HPL

Standard dimensions: 3050 × 1300 mm
Thickness: 0,8 mm

Available also as Worktop and Splashback panel



Follow us on:





A667 - MONTELLO CHESTNUT



A668 - FRESNO OAK



Follow us on:



A667 - MONTELLO CHESTNUT

Category: Wood / Chestnut
Structure: PS70

Material Type:

MFC

Standard dimensions: 2800 × 2070 mm
Thickness: 8 - 38 mm

EDGEBAND

Standard dimensions: 23 / 42 × 0,8 mm

HPL

Standard dimensions: 3050 × 1300 mm
Thickness: 0,8 mm

Available also as Worktop and Splashback panel



A668 - FRESNO OAK

Category: Wood / Oak
Structure: PS37

Material Type:

MFC

Standard dimensions: 2800 × 2070 mm
Thickness: 8 - 38 mm

EDGEBAND

Standard dimensions: 23 / 42 × 0,8 mm

HPL

Standard dimensions: 3050 × 1300 mm
Thickness: 0,8 mm



Follow us on:





A669 - TRAMONTI WALNUT



A671 - HARRINGTON OAK



Follow us on:



A669 - TRAMONTI WALNUT

Category: Wood / Walnut

Structure: PS37

Material Type:

MFC

Standard dimensions: 2800 × 2070 mm

Thickness: 8 - 38 mm

EDGEBAND

Standard dimensions: 23 / 42 × 0,8 mm

HPL

Standard dimensions: 3050 × 1300 mm

Thickness: 0,8 mm



A671 - HARRINGTON OAK

Category: Wood / Oak

Structure: PS37

Material Type:

MFC

Standard dimensions: 2800 × 2070 mm

Thickness: 8 - 38 mm

EDGEBAND

Standard dimensions: 23 / 42 × 0,8 mm

HPL

Standard dimensions: 3050 × 1300 mm

Thickness: 0,8 mm



Follow us on:





A672 - RIGA OAK



A673 - KYOTO ELM



Follow us on:



A672 - RIGA OAK

Category: Wood / Oak

Structure: PS70

Material Type:

MFC

Standard dimensions: 2800 × 2070 mm

Thickness: 8 - 38 mm

EDGEBAND

Standard dimensions: 23 / 42 × 0,8 mm

HPL

Standard dimensions: 3050 × 1300 mm

Thickness: 0,8 mm



A673 - KYOTO ELM

Category: Wood / Elm

Structure: PS70

Material Type:

MFC

Standard dimensions: 2800 × 2070 mm

Thickness: 8 - 38 mm

EDGEBAND

Standard dimensions: 23 / 42 × 0,8 mm

HPL

Standard dimensions: 3050 × 1300 mm

Thickness: 0,8 mm



Follow us on:





A674 - MAJESTIC OAK



A675 - HAMPTON OAK



Follow us on:



A674 - MAJESTIC OAK

Category: Wood / Elm
Structure: PS37

Material Type:

MFC

Standard dimensions: 2800 × 2070 mm
Thickness: 8 - 38 mm

EDGE BAND

Standard dimensions: 23 / 42 × 0,8 mm

HPL

Standard dimensions: 3050 × 1300 mm
Thickness: 0,8 mm



A675 - HAMPTON OAK

Category: Wood / Oak
Structure: PS37

Material Type:

MFC

Standard dimensions: 2800 × 2070 mm
Thickness: 8 - 38 mm

EDGE BAND

Standard dimensions: 23 / 42 × 0,8 mm

HPL

Standard dimensions: 3050 × 1300 mm
Thickness: 0,8 mm



Follow us on:





A676 - BRISTOL OAK



A677 - MALMO OAK



Follow us on:



A676 - BRISTOL OAK

Category: Wood / Oak

Structure: PS70

Material Type:

MFC

Standard dimensions: 2800 × 2070 mm

Thickness: 8 - 38 mm

EDGE BAND

Standard dimensions: 23 / 42 × 0,8 mm

HPL

Standard dimensions: 3050 × 1300 mm

Thickness: 0,8 mm



A677 - MALMO OAK

Category: Wood / Oak

Structure: PS37

Material Type:

MFC

Standard dimensions: 2800 × 2070 mm

Thickness: 8 - 38 mm

EDGE BAND

Standard dimensions: 23 / 42 × 0,8 mm

HPL

Standard dimensions: 3050 × 1300 mm

Thickness: 0,8 mm



Follow us on:





A678 - DARK MALMO OAK



A679 - PORTOFINO OAK



Follow us on:



A678 - DARK MALMO OAK

Category: Wood / Oak

Structure: PS37

Material Type:

MFC

Standard dimensions: 2800 × 2070 mm

Thickness: 8 - 38 mm

EDGE BAND

Standard dimensions: 23 / 42 × 0,8 mm

HPL

Standard dimensions: 3050 × 1300 mm

Thickness: 0,8 mm



A679 - PORTOFINO OAK

Category: Wood / Oak

Structure: PS70

Material Type:

MFC

Standard dimensions: 2800 × 2070 mm

Thickness: 8 - 38 mm

EDGE BAND

Standard dimensions: 23 / 42 × 0,8 mm

HPL

Standard dimensions: 3050 × 1300 mm

Thickness: 0,8 mm



Follow us on:





A680 - ALTURA WALNUT



A681 - LINEA



Follow us on:



A680 - ALTURA WALNUT

Category: Wood / Walnut
Structure: PS37

Material Type:

MFC

Standard dimensions: 2800 × 2070 mm
Thickness: 8 - 38 mm

EDGE BAND

Standard dimensions: 23 / 42 × 0,8 mm

HPL

Standard dimensions: 3050 × 1300 mm
Thickness: 0,8 mm



A681 - LINEA

Category: Wood / Oak
Structure: PS19

Material Type:

MFC

Standard dimensions: 2800 × 2070 mm
Thickness: 8 - 38 mm

EDGE BAND

Standard dimensions: 23 / 42 × 0,8 mm

HPL

Standard dimensions: 3050 × 1300 mm
Thickness: 0,8 mm



Follow us on:





A683 - ALPINA OAK



A684 - LAGOA OAK



Follow us on:



A683 - ALPINA OAK

Category: Wood / Oak

Structure: PS70

Material Type:

MFC

Standard dimensions: 2800 × 2070 mm

Thickness: 8 - 38 mm

EDGE BAND

Standard dimensions: 23 / 42 × 0,8 mm

HPL

Standard dimensions: 3050 × 1300 mm

Thickness: 0,8 mm



A684 - LAGOA OAK

Category: Wood / Oak

Structure: PS70

Material Type:

MFC

Standard dimensions: 2800 × 2070 mm

Thickness: 8 - 38 mm

EDGE BAND

Standard dimensions: 23 / 42 × 0,8 mm

HPL

Standard dimensions: 3050 × 1300 mm

Thickness: 0,8 mm



Follow us on:





A685 - MARIENBURG OAK



A686 - YOSHINO CHERRY



Follow us on:



A685 - MARIENBURG OAK

Category: Wood / Oak

Structure: PS37

Material Type:

MFC

Standard dimensions: 2800 × 2070 mm

Thickness: 8 - 38 mm

EDGEBAND

Standard dimensions: 23 / 42 × 0,8 mm

HPL

Standard dimensions: 3050 × 1300 mm

Thickness: 0,8 mm



A686 - YOSHINO CHERRY

Category: Cherry

Structure: PS60

Material Type:

MFC

Standard dimensions: 2800 × 2070 mm

Thickness: 8 - 38 mm

EDGEBAND

Standard dimensions: 23 / 42 × 0,8 mm

HPL

Standard dimensions: 3050 × 1300 mm

Thickness: 0,8 mm



Follow us on:





A903 - PEREIRA MAPLE



A921 - GONZAGA OAK



Follow us on:



A903 - PEREIRA MAPLE

Category: Wood / Maple

Structure: PS60

Material Type:

MFC

Standard dimensions: 2800 × 2070 mm

Thickness: 8 - 38 mm

EDGE BAND

Standard dimensions: 23 / 42 × 0,8 mm

HPL

Standard dimensions: 3050 × 1300 mm

Thickness: 0,8 mm



A921 - GONZAGA OAK

Category: Wood / Oak

Structure: PS70

Material Type:

MFC

Standard dimensions: 2800 × 2070 mm

Thickness: 8 - 38 mm

EDGE BAND

Standard dimensions: 23 / 42 × 0,8 mm

HPL

Standard dimensions: 3050 × 1300 mm

Thickness: 0,8 mm



Follow us on:





A929 - ARTISAN STRIPED

A929 - ARTISAN STRIPED

Category: Wood / Oak
Structure: PS37

Material Type:

MFC

Standard dimensions: 2800 × 2070 mm
Thickness: 8 - 38 mm

EDGE BAND

Standard dimensions: 23 / 42 × 0,8 mm

HPL

Standard dimensions: 3050 × 1300 mm
Thickness: 0,8 mm



Follow us on:






**Novelties -
Uni Decors**



D216 - LATTE
Structure - **PS30**
RAL code: **1015**



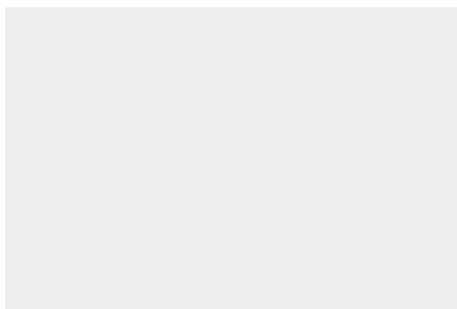
D218 - KASMIR
Structure - **PS30/PS77**
RAL code: **9010**



D230 - PACIFIC BLUE
Structure - **PS30/PS77**
RAL code: **7031**



D232 - JUPITER
Structure - **PS30/PS71**
RAL code: **7047**



D239 - PURE WHITE
Structure - **PS30/PS77**
RAL code: **9016**




D240 - GRAFIT GREY
Structure - **PS30**
RAL code: **7005**



Follow us on:






D244 - TERRACOTTA
Structure - **PS30/PS77**
RAL code: **3012**



D246 - SAFARI
Structure - **PS30/PS71**
RAL code: **1014**



D253 - TAUPE
Structure - **PS30/PS71**
RAL code: **1019**



D255 - PELS0 GRAY
Structure - **PS30/PS77**
RAL code: **9003**



D259 - ASH GREEN
Structure - **PS30/PS71**
RAL code: **6019**



D273 - MUSTARD
Structure - **PS30/PS71**
RAL code: **1012**



Follow us on:





Follow us on:



A modern interior scene featuring a white cabinet with a marble pattern and a framed artwork on a dark wall. The cabinet has two doors with vertical handles and two open shelves below. To the left, a framed artwork with a grid pattern is mounted on the wall. In the foreground, a large, textured, dark-colored vase is visible.

**Novelties -
Fantasy Decors**



F089 - PALAZZO



F107 - GRAFFITI



Follow us on:



F089 - PALAZZO

Category: Fantasy / Marble

Structure: PS30

Material Type:

MFC

Standard dimensions: 2800 × 2070 mm

Thickness: 8 - 38 mm

EDGEBAND


Standard dimensions: 23 / 42 × 0,8 mm

HPL

Standard dimensions: 3050 × 1300 mm

Thickness: 0,8 mm

Available also as Worktop and Splashback panel



F107 - GRAFFITI

Category: Fantasy / Concrete

Structure: PS30/PS42

Material Type:

MFC

Standard dimensions: 2800 × 2070 mm

Thickness: 8 - 38 mm

EDGEBAND

Standard dimensions: 23 / 42 × 0,8 mm

HPL

Standard dimensions: 3050 × 1300 mm

Thickness: 0,8 mm



Follow us on:





F310 - CALACATTA MARBLE



F320 - GRAY FABRIC



Follow us on:



F310 - CALACATTA MARBLE

Category: Fantasy / Marble

Structure: PS30

Material Type:

MFC

Standard dimensions: 2800 × 2070 mm

Thickness: 8 - 38 mm

EDGE BAND

Standard dimensions: 23 / 42 × 0,8 mm

HPL

Standard dimensions: 3050 × 1300 mm

Thickness: 0,8 mm



F320 - GRAY FABRIC

Category: Fantasy / Textile

Structure: PS30/PS71

Material Type:

MFC

Standard dimensions: 2800 × 2070 mm

Thickness: 8 - 38 mm

EDGE BAND

Standard dimensions: 23 / 42 × 0,8 mm

HPL

Standard dimensions: 3050 × 1300 mm

Thickness: 0,8 mm



Follow us on:





F331 - BRONZE CLOUD

F331 - BRONZE CLOUD

Category: Fantasy / Metal
Structure: PS30/PS71

Material Type:

MFC

Standard dimensions: 2800 × 2070 mm
Thickness: 8 - 38 mm

EDGE BAND

Standard dimensions: 23 / 42 × 0,8 mm


HPL

Standard dimensions: 3050 × 1300 mm
Thickness: 0,8 mm



Follow us on:





MFC Structures



PS37 - VENEER
NEW



PS70 - DAFNE
NEW



PS71 - LEATHER
NEW



PS77 - FLOW
NEW



Follow us on:





vision



Worktop Decor Collection

TECHNOTOP

TECHNOTOP SP
SPLASHBACK PANELS

A close-up photograph of a dark-stained wooden table. On the table sits a white, shallow, wide-mouthed ceramic bowl. To the right of the bowl is a dark, textured ceramic vase with a bulbous base and a narrower neck. The wood grain of the table is prominent and runs diagonally. In the bottom left corner, the curved back of a brown leather chair is visible. The overall lighting is soft and directional, creating subtle shadows.

**Novelties -
Wood Decors**



A600 - ARTISAN OAK



A667 - MONTELLO CHESTNUT



Follow us on:



A600 | ARTISAN OAK

Category: Wood / Oak

Structure: PS83

Material Type:

WORKTOP

Standard dimensions: 4100 × 635 / 900 mm

Thickness: 38 mm

SPLASHBACK PANEL

Standard dimensions: 4100 × 640 mm

Thickness: 10 mm

HPL

Standard dimensions: 4100 × 1400 mm

Available also as Vision MFC



A667 | MONTELLO CHESTNUT

Category: Wood / Chestnut

Structure: TS03

Material Type:

WORKTOP

Standard dimensions: 4100 × 635 / 900 mm

Thickness: 38 mm

SPLASHBACK PANEL

Standard dimensions: 4100 × 640 mm

Thickness: 10 mm

HPL

Standard dimensions: 4100 × 1400 mm

Available also as Vision MFC



Follow us on:





A670 - OBSIDIAN OAK

A670 | OBSIDIAN OAK

Category: Wood / Oak
Structure: TS05

Material Type:

WORKTOP

Standard dimensions: 4100 × 635 / 900 mm
Thickness: 38 mm

SPLASHBACK PANEL

Standard dimensions: 4100 × 640 mm
Thickness: 10 mm

HPL

Standard dimensions: 4100 × 1400 mm



Follow us on:





**Novelties -
Uni Decors**

D267 | MANTOVA

Structure: TS02
RAL code: 3012

Material Type:

WORKTOP

Standard dimensions: 4100 × 635 / 900 mm
Thickness: 38 mm

SPLASHBACK PANEL

Standard dimensions: 4100 × 640 mm
Thickness: 10 mm

HPL

Standard dimensions: 4100 × 1400 mm



D268 | OSLO

Structure: TS02
RAL code: 6019

Material Type:

WORKTOP

Standard dimensions: 4100 × 635 / 900 mm
Thickness: 38 mm

SPLASHBACK PANEL

Standard dimensions: 4100 × 640 mm
Thickness: 10 mm

HPL

Standard dimensions: 4100 × 1400 mm



Follow us on:





**Novelties -
Fantasy Decors**



F096 - MIRAGE



F097 - OMEGA



Follow us on:



F096 | MIRAGE

Category: Fantasy / Marble
Structure: TS02

Material Type:

WORKTOP

Standard dimensions: 4100 × 635 / 900 mm
Thickness: 38 mm

SPLASHBACK PANEL

Standard dimensions: 4100 × 640 mm
Thickness: 10 mm

HPL

Standard dimensions: 4100 × 1400 mm



F097 | OMEGA

Category: Fantasy / Marble
Structure: TS03

Material Type:

WORKTOP

Standard dimensions: 4100 × 635 / 900 mm
Thickness: 38 mm

SPLASHBACK PANEL

Standard dimensions: 4100 × 640 mm
Thickness: 10 mm

HPL

Standard dimensions: 4100 × 1400 mm



Follow us on:





F098 - FIRENZE MARBLE



F099 - TAJ MAHAL



Follow us on:



F098 | FIRENZE MARBLE

Category: Fantasy / Marble
Structure: TS02

Material Type:

WORKTOP

Standard dimensions: 4100 × 635 / 900 mm
Thickness: 38 mm

SPLASHBACK PANEL

Standard dimensions: 4100 × 640 mm
Thickness: 10 mm

HPL

Standard dimensions: 4100 × 1400 mm



F099 | TAJ MAHAL

Category: Fantasy
Structure: PS69

Material Type:

WORKTOP

Standard dimensions: 4100 × 635 / 900 mm
Thickness: 38 mm

SPLASHBACK PANEL

Standard dimensions: 4100 × 640 mm
Thickness: 10 mm

HPL

Standard dimensions: 4100 × 1400 mm



Follow us on:





F100 - METEOR



F101 - MARMARA



Follow us on:



F100 | METEOR

Category: Fantasy / Concrete
Structure: TS06

Material Type:

WORKTOP

Standard dimensions: 4100 × 635 / 900 mm
Thickness: 38 mm

SPLASHBACK PANEL

Standard dimensions: 4100 × 640 mm
Thickness: 10 mm

HPL

Standard dimensions: 4100 × 1400 mm



F101 | MARMARA

Category: Fantasy / Marble
Structure: TS07

Material Type:

WORKTOP


Standard dimensions: 4100 × 635 / 900 mm
Thickness: 38 mm

SPLASHBACK PANEL

Standard dimensions: 4100 × 640 mm
Thickness: 10 mm

HPL

Standard dimensions: 4100 × 1400 mm



Follow us on:





F102 - KAVALA MARBLE



F103 - BROWN SIRIUS



Follow us on:



F102 | KAVALA MARBLE

Category: Fantasy / Marble

Structure: TS04

Material Type:

WORKTOP

Standard dimensions: 4100 × 635 / 900 mm
Thickness: 38 mm

SPLASHBACK PANEL

Standard dimensions: 4100 × 640 mm
Thickness: 10 mm

HPL

Standard dimensions: 4100 × 1400 mm



F103 | BROWN SIRIUS

Category: Fantasy / Marble

Structure: TS07

Material Type:

WORKTOP

Standard dimensions: 4100 × 635 / 900 mm
Thickness: 38 mm

SPLASHBACK PANEL

Standard dimensions: 4100 × 640 mm
Thickness: 10 mm

HPL

Standard dimensions: 4100 × 1400 mm



Follow us on:





F104 - GREY SIRIUS



F105 - RIVIERA MARBLE



Follow us on:



F104 | GREY SIRIUS

Category: Fantasy / Marble
Structure: TS07

Material Type:

WORKTOP

Standard dimensions: 4100 × 635 / 900 mm
Thickness: 38 mm

SPLASHBACK PANEL

Standard dimensions: 4100 × 640 mm
Thickness: 10 mm

HPL

Standard dimensions: 4100 × 1400 mm



F105 | RIVIERA MARBLE

Category: Fantasy / Marble
Structure: TS04

Material Type:

WORKTOP

Standard dimensions: 4100 × 635 / 900 mm
Thickness: 38 mm

SPLASHBACK PANEL

Standard dimensions: 4100 × 640 mm
Thickness: 10 mm

HPL

Standard dimensions: 4100 × 1400 mm



Follow us on:





F106 - FUSION



F108 - AMEDEO

F106 | FUSION

Category: Fantasy / Design
Structure: TS04

Material Type:

WORKTOP

Standard dimensions: 4100 × 635 / 900 mm
Thickness: 38 mm

SPLASHBACK PANEL

Standard dimensions: 4100 × 640 mm
Thickness: 10 mm

HPL

Standard dimensions: 4100 × 1400 mm



F108 | Amedeo

Category: Fantasy / Marble
Structure: TS02

Material Type:

WORKTOP

Standard dimensions: 4100 × 635 / 900 mm
Thickness: 38 mm

SPLASHBACK PANEL

Standard dimensions: 4100 × 640 mm
Thickness: 10 mm

HPL

Standard dimensions: 4100 × 1400 mm



Follow us on:





F109 - MOHAVE



F369 - DOVER



Follow us on:



F109 | Mohave

Category: Fantasy / Concrete
Structure: PS64

Material Type:

WORKTOP

Standard dimensions: 4100 × 635 / 900 mm
Thickness: 38 mm

SPLASHBACK PANEL

Standard dimensions: 4100 × 640 mm
Thickness: 10 mm

HPL

Standard dimensions: 4100 × 1400 mm



F369 | DOVER

Category: Fantasy / Concrete
Structure: PS50

Material Type:

WORKTOP

Standard dimensions: 4100 × 635 / 900 mm
Thickness: 38 mm

SPLASHBACK PANEL

Standard dimensions: 4100 × 640 mm
Thickness: 10 mm

HPL

Standard dimensions: 4100 × 1400 mm



Follow us on:





F370 - STELLAR

F370 | STELLAR

Category: Fantasy / Concrete
Structure: TS01

Material Type:

WORKTOP

Standard dimensions: 4100 × 635 / 900 mm
Thickness: 38 mm

SPLASHBACK PANEL

Standard dimensions: 4100 × 640 mm
Thickness: 10 mm

HPL

Standard dimensions: 4100 × 1400 mm




Follow us on:






**Worktop
Structures**




TS01 | ROCKY
NEW




TS02 | SATIN
NEW




TS03 | KAURI
NEW



TS04 | ESSENZA
NEW



TS05 | PORO BELLO
NEW

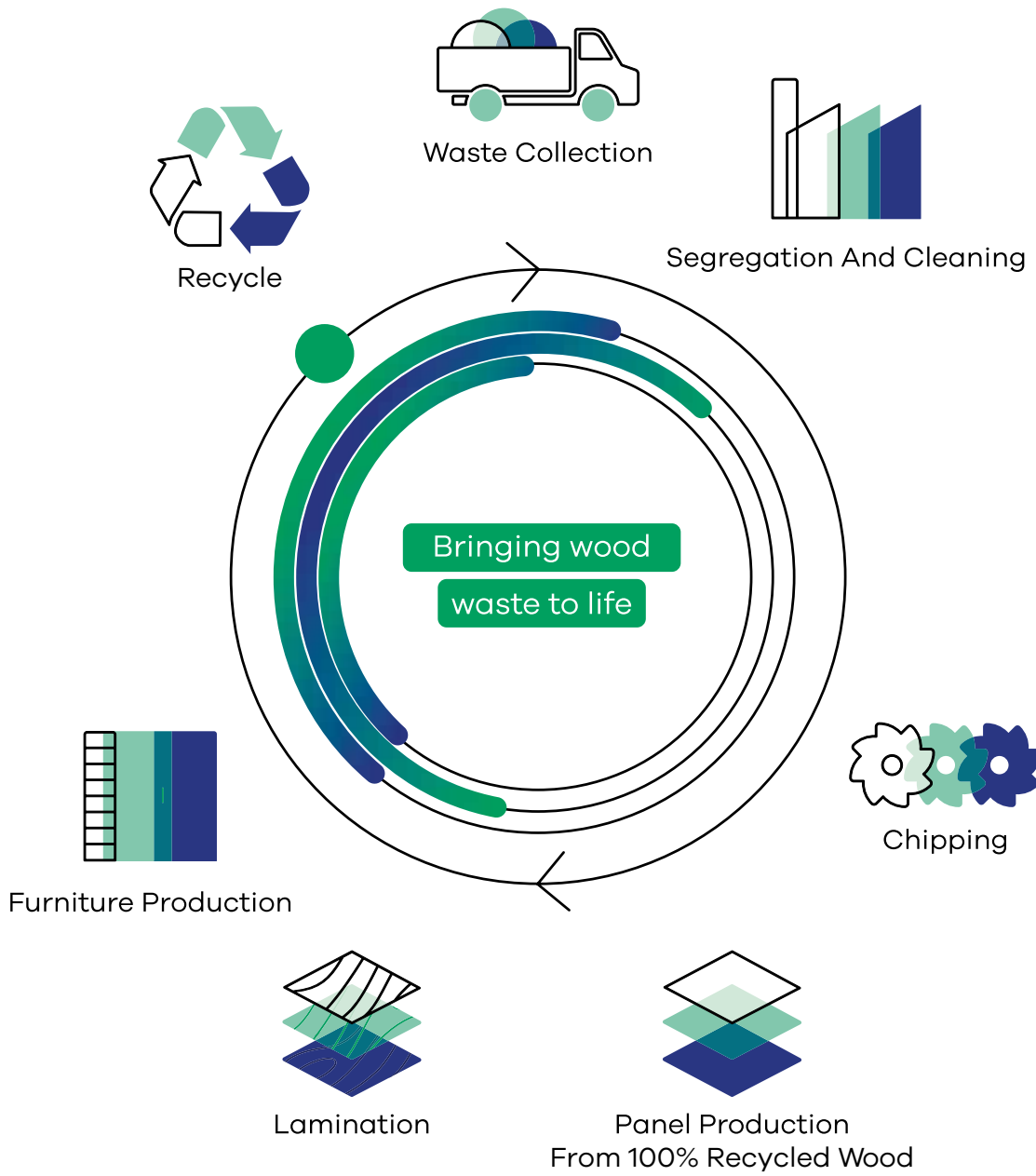


TS06 | LAVA
NEW



Follow us on:

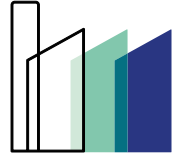




Recycle




Waste Collection




Segregation And Cleaning



Chipping



Furniture Production



Lamination



Panel Production
From 100% Recycled Wood

Bringing wood
waste to life



KASTAMONU

bridging **nature and life**

www.kastamonuentegre.com